



Agenda **Regular Meeting of the Children
and Youth Commission**
March 20, 2025 at 3:00 PM
123 E Marcy St. (Suite 205) or
via [CYC Zoom Link](#)
Meeting ID: 812 0482 3407
Passcode: 931257

Procedures for Children and Youth Commission Meeting

1. Call to Order
2. Roll Call
3. Approval of Agenda
 - a. Approval of 3/20 meeting agenda
4. Approval of Minutes
 - a. Approval of 1/23/25 meeting minutes
5. Presentations
 - a. CYC Grantee mid-year updates (Aspen Solutions)
 - b. New Mexico Coalition to End Homelessness presentation (Brittany Rodriguez, New Mexico Coalition to End Homelessness, Built for Zero System Improvement Lead and Vianney Campos, New Mexico Coalition to End Homelessness, Built for Zero Community Data Manager)
 - c. Youth Community Violence Interruption Pilot (Elizabeth Silva, Consultant)
6. Matters from Staff
 - a. Youth and Family Service Division updates (Julie Sanchez, YFSD Division Director)
 - b. CYC expenditure report (Christa Hernandez, YFSD Program Manager)
 - c. CYFD updates (Sierra Vigil-Trujillo, YFSD Project Administrator)
7. Matters from the Commission
 - a. CYC article for Tumbleweeds Magazine update (Commissioner Lisa Salazar)

8. Matters from the Chair
9. Next Meeting: May 22, 2025
10. Adjourn

Persons with disabilities in need of accommodations, contact the City Clerk's office at 955-6521, five (5) working days prior to meeting date.

Regular Meeting of the Children and Youth Commission
January 23, 2025 at 3:00 PM
123 E Marcy St. (Suite 205) or via [CYC Zoom Link](#)
Meeting ID: 812 0482 3407
Passcode: 931257
MINUTES

1. Call to Order
2. Roll Call
3. Approval of Agenda

- a. Approval of 1/23 meeting agenda

MOTION A motion was made by Commissioner Lindahl, seconded by Commissioner Silva, to approve the agenda as presented.

VOTE The motion Passed on a voice vote.

4. Approval of Minutes

- a. Approval of 11/21 meeting minutes

MOTION A motion was made by Commissioner Lindahl, seconded by Co-Chair Ybarra, to approve the minutes as presented.

VOTE The motion Passed on a voice vote.

- b. Approval of 12/10 meeting minutes

MOTION A motion was made by Commissioner Lindahl, seconded by Co-Chair Ybarra, to approve the minutes as presented.

VOTE The motion Passed on a voice vote.

5. Presentations

- a. SITE Santa Fe program updates

A program update was provided to the Commissioners.

- b. Juvenile Justice Continuum updates for Santa Fe County (Jessica Reno, CYFD)

An update on the District 1 data for the Juvenile Justice Continuum was presented to the Commissioners.

- c. 2023 Youth Risk and Resiliency Survey updates (Aspen Solutions)

An update was provided on the 2023 Youth Risk and Resiliency Survey results and the data related to the Children and Youth Commission's strategic priorities.

6. Action Items

- a. Re-scheduling March meeting

MOTION A motion was made by Co-Chair Delgado, seconded by Commissioner Conklin, to approve changing the Children and Youth Commission meeting to March 20, 2025 due to spring break taking place during the regularly scheduled March meeting.

VOTE The motion Passed on a voice vote.

7. Matters from Staff

- a. CYFD contract update (Sierra Vigil-Trujillo, YFSD Project Administrator)

Updates were provided to the Commission regarding the Children, Youth and Families Department contract.

8. Matters from the Commission

- a. Tumbleweed article update (Commissioner Lisa Salazar)

This item will be tabled for discussion at a future meeting.

9. Matters from the Chair

10. Next Meeting: March 27, 2025

11. Adjourn

Christa Hernandez
Liasion

Co-Chair

Built for Zero Santa Fe

Intro to Built for Zero and Youth Homelessness

Children and Youth Commission (CYC)

City of Santa Fe

March 20th, 2025

Brittany Rodriguez

New Mexico Coalition to End Homelessness

Built for Zero System Improvement Lead

Vianney Campos

New Mexico Coalition to End Homelessness

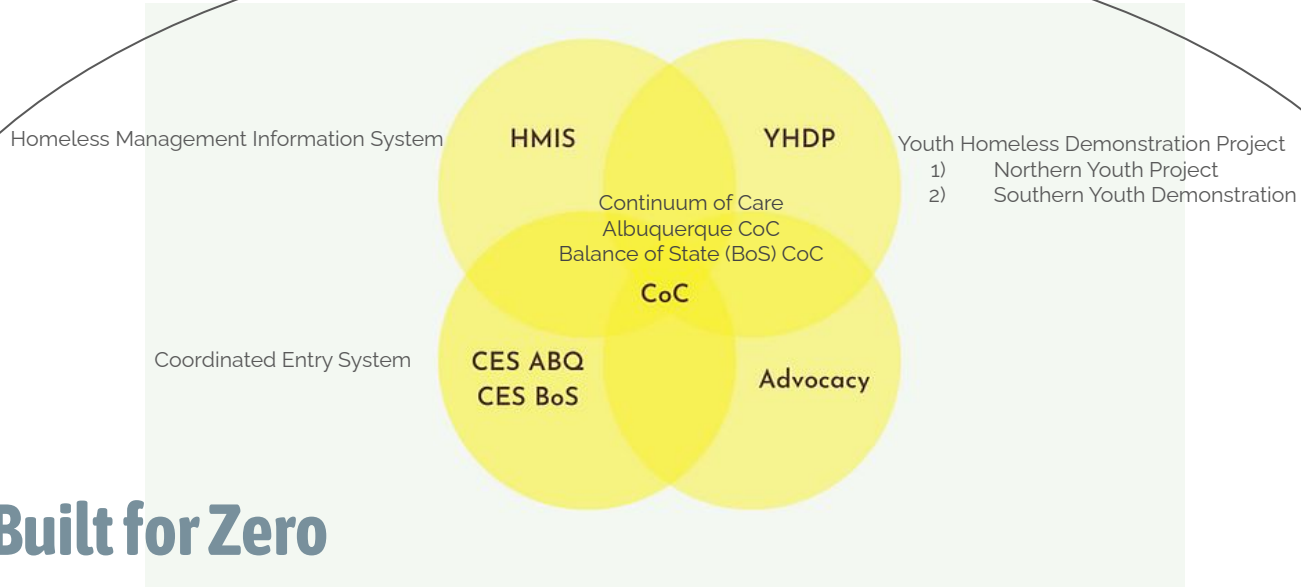
Built for Zero Community Data Manager



New Mexico Coalition to
End Homelessness



Intro to NMCEH



New Mexico Coalition to
End Homelessness

Definitions

Built for Zero: a national movement of more than 80 communities working to measurably end homelessness led by the nonprofit, Community Solutions

Youth: 18-24 years of age

Functional Zero: for youth homelessness indicates that a community is sustaining a reality where fewer youth are experiencing homelessness than it can routinely house.

By-name list: a dynamic and comprehensive list of people experiencing homelessness in your community that is updated at least monthly but as often as possible.

Case Conferencing: a recurring, problem-solving meeting, bringing key participants together to collaborate on ways to remove barriers to help house clients faster.

2-Year Aim and Framework

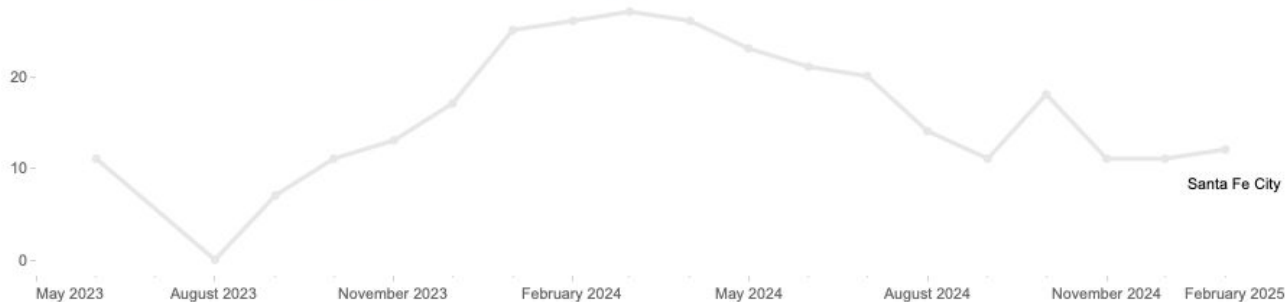
	2024	2025
Aim	Functional Zero for Youth by 8/12/2025	Functional Zero THRESHOLD for Youth by 8/12/2025
Goals	<ul style="list-style-type: none"> <input type="checkbox"/> Increase access to safe and affordable housing <input type="checkbox"/> Streamline access to wrap-around services <input type="checkbox"/> Expand education around efforts 	<ul style="list-style-type: none"> <input type="checkbox"/> Increase access to safe and affordable housing <input type="checkbox"/> Increase access to safe shelter <input type="checkbox"/> Expand education around efforts
Drivers	<ul style="list-style-type: none"> <input type="checkbox"/> Increase coordination with apartment associations <input type="checkbox"/> Diversify housing stock (Bridge Housing & 1-br) <input type="checkbox"/> Streamline access to services <input type="checkbox"/> Increase staff capacity and promote fair wages <input type="checkbox"/> Align priorities with entities that support youth <input type="checkbox"/> Incorporate youth with lived expertise in advocacy 	<ul style="list-style-type: none"> <input type="checkbox"/> Begin outreach for "bridge housing" for RRH youth <input type="checkbox"/> Start action oriented Youth Case Conferencing <input type="checkbox"/> Partner with the YHP to incorporate PLE elements

Intersecting Metrics

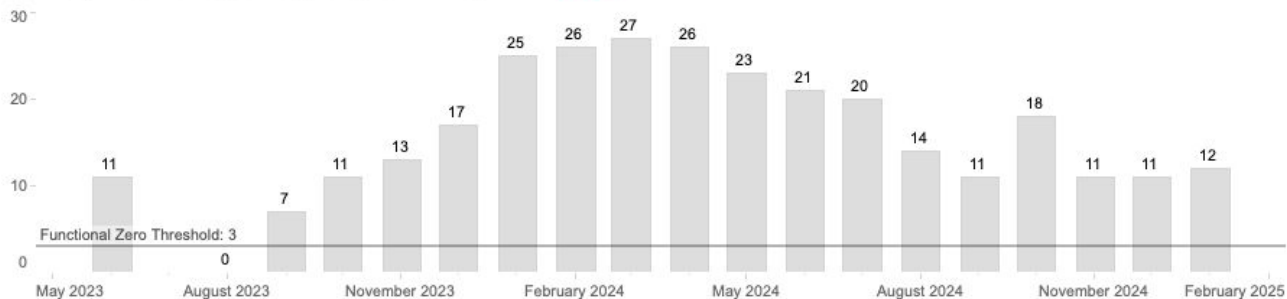
OUR CAUSE/TARGET POPULATION SERVED	OUR ACTIONS	OUR IMPACT
Children and youth throughout Santa Fe	Supporting youth programs throughout Santa Fe especially where there is greatest need	Clearer focus and increased contribution to turn the curve on specific community issues
Children and youth at risk for juvenile offenses	Having the best interest of children and youth at the forefront	A broader and deeper impact through improved collaboration
	Streamlining and more efficient funding processes and administration	Better outcomes for Santa Feans through collective impact where possible
	Aligning with other funders on shared goals	Enhanced capacity of organizations to demonstrate their contributions and continuous improvement in performance to help Santa Fe children and youth
	Reviewing programs and services to ensure they align with outcomes	
	Providing leadership and technical assistance on best practice models	
	Ensuring the program is true to the mission of the commission and serve children and youth most in need	
Funding Category	Outcomes	Priority Indicators
Safety and Basic Needs	Children and Youth are safe and have their basic needs met	<ol style="list-style-type: none"> 1. Child abuse and neglect rate per 1,000 Children 2. Childcare availability (infants under age 2) 3. % youth with low food security 4. % housing instability for youth 5. % youth that skipped school because of safety concerns

Progress to Zero

Actively Homeless Monthly All Youth data with signal indicators for Shifts



Actively Homeless Population Monthly count for All Youth



INSTRUCTIONS

Select your community from the drop-down menu below and use filters to adjust the data. You'll be able to see additional information by hovering over the charts.

NOTE: Numbers reflect self-reported community data (submitted using the form below).

Got questions? Email us at bfzdatasupport@community.solutions

DASHBOARD FILTERS

Select Community

Santa Fe City

Select Population

Youth

Select Subpopulation

All

Data to Display

All Data

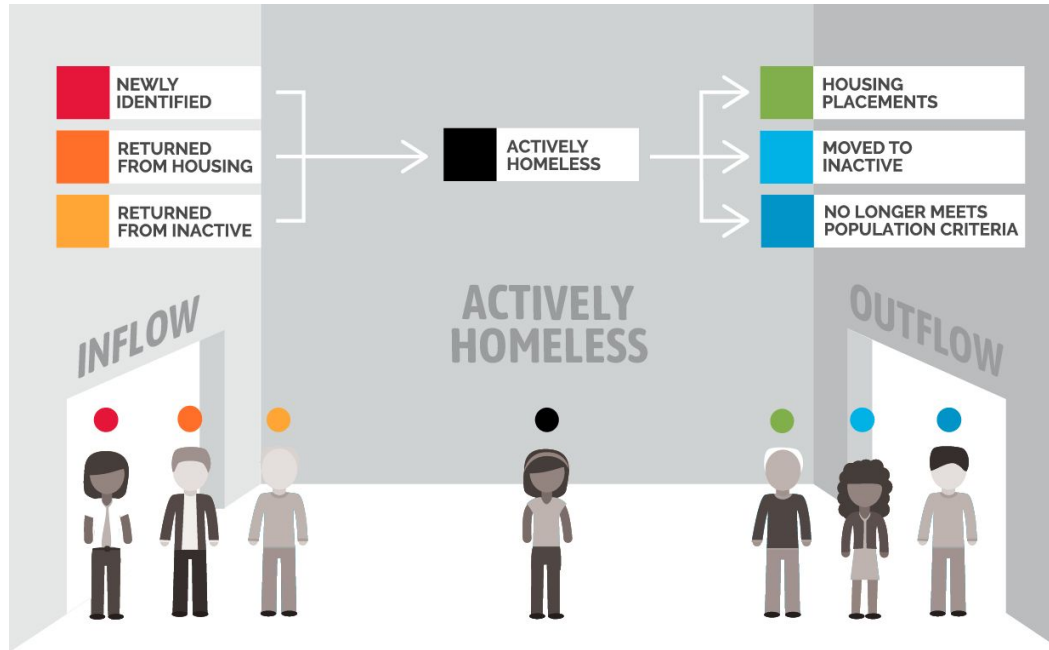
Select Time Range

June 2023 January 2025

Understanding Shift Signal

Pre-Quality Data

Youth Case Conferencing



-Action Oriented-

-Urgency-

-“Our” client-

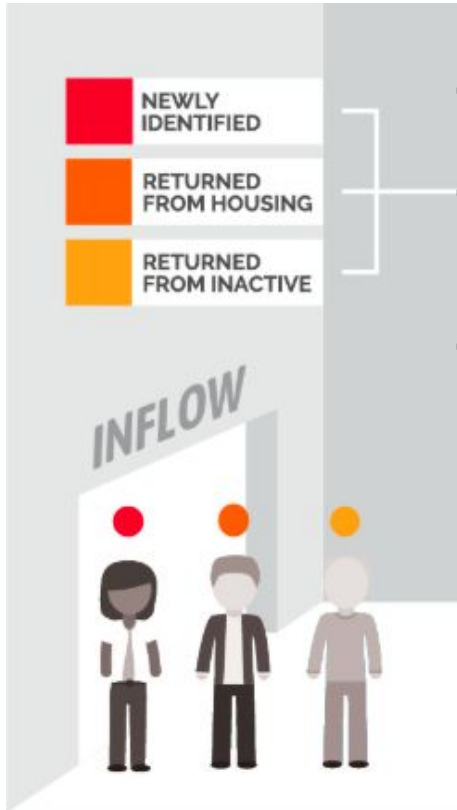
Current Partners

Youth Shelters & Family Services
NMCEH CES
NM Eviction Prevention
NMCEH Northern Youth Organizer
St. Elizabeth Shelters
Interfaith Community Shelter

Desired Partners

Consuelo's Place
CYFD
Juvenile Justice/Teen Court
Youthworks

Community Support



→ Data Collection and sharing

→ Identification: more agencies outside of CES adding to the By-name list

→ Community Education

March Community Outreach and Participation

3/7: Second District Movie Night Tabling

3/11: BfZ Special Veteran Meeting

Upcoming

3/25: Youth Case Conferencing

3/27: Conversations on Youth & Family Homelessness- South Side Library

Built for Zero Santa Fe

Questions

Brittany Rodriguez
brittany-r@nmceh.org

Vianney Campos
vianney-c@nmceh.org

Youth Community Violence Interruption Pilot slide deck:

https://www.canva.com/design/DAGhjJnflbY/7x9hox7b2U2HiaCS5K2GCQ/view?utm_content=DAGhjJnflbY&utm_campaign=designshare&utm_medium=link2&utm_source=uniqueinks&utlId=heea5b7f1f0

Grantee Program Name	Vendor Number	Mid year report Jan	Balance Year 2	Year 2 Percentage
Big Brothers Big Sisters	3760	X	\$10,500.00	22%
Communities in School of NM	3941	X	\$24,750.00	31%
Cooking with Kids	3025	X	\$21,000.00	49%
Gerard's House	2137	X	\$47,100.00	53%
Girls Inc.	1380	X	\$10,750.00	13%
Growing Up NM	5155	X	\$14,584.00	34%
NM Suicide Intervention Project/ The Sky Center	1880	X	\$0.00	0%
PIE- Artworks	3748	X	\$50,350.00	100%
Santa Fe Recovery Center	2761	X	\$26,750.00	50%
SFPS Adelante	1027	X	\$0.00	0%
SFPS PIP WAVE	3748	X	\$16,200.00	32%
SFPS Restorative Justice Program	1523	X	\$19,650.00	25%
SFPS Teen Parent Program/Center	1528	X	\$15,375.00	15%
The Food Depot/ Youth	2178	X	\$28,567.75	43%
Wise Fool NM	2361	X	\$13,125.00	31%
Youth Shelters and Family Services	1624	X	\$4,100.00	8%
YOUTHWORKS	2400	X	\$24,230.00	49%
SITE Santa Fe	1702	X	\$14,200.00	33%
			\$341,231.75	33%

Navigation

CYFD JJAC Grant Budget Tracker

Line Item Appropriation	Budget	Spent	Remaining
Continuum Coordinator	\$58,800.00	\$33,765.00	\$25,035.00
Travel	\$500.00	\$500.00	\$0.00
Youth Sub Committee	\$480.00	\$0.00	\$480.00
15% Program Support	\$41,262.00	\$7,106.63	\$34,155.38
Strengthening Families		\$0.00	
Youth Group	\$0.00	\$0.00	\$0.00
Adult Group	\$0.00	\$0.00	\$0.00
Restorative Justice		\$0.00	
Pre/Post	\$48,000.00	\$0.00	\$48,000.00
Circles	\$10,000.00	\$0.00	\$10,000.00
Reentry Conference	\$6,000.00	\$0.00	\$6,000.00
Intensive Community Monitoring		\$0.00	
Intake/Assessment	\$2,550.00	\$525.00	\$2,025.00
Case Management	\$36,400.00	\$11,612.50	\$24,787.50
Family Support	\$8,500.00	\$225.00	\$8,275.00
Home Visit	\$6,250.00	\$250.00	\$6,000.00
Discharge Plan	\$3,400.00	\$500.00	\$2,900.00
Day Reporting		\$0.00	
Day Reporting	\$0.00	\$0.00	\$0.00
Mentoring/Tutoring	\$94,200.00	\$0.00	\$94,200.00
Total	\$316,342.00	\$54,484.13	\$261,857.88