



April 29, 2026

Gary Moquino
Historic Preservation Division Manager
Planning & Land Use Department
City of Santa Fe

RE: Historic Districts Review Board
Accessory Structures #1 and #2
532 Calle Corvo

Dear Gary

On behalf of the Owner, whom I represent before the Historic Preservation Division, we request a review of the proposed Accessory Structure renovation and new construction at 532 Calle Corvo. This address is Lot #17 of the Hughes 2nd subdivision. Noted in Tracts of Land Surveyed for Mrs. J.K. Bangs Precinct 3 – Santa Fe, NM, September 23, 1949. Also noted in the Boundary Survey Plat prepared for the estate of Tony Chavez, Jr., dated January 15, 2015.

At the meeting of the Historic Districts Review Board on September 23, 2025, Case #2025-011108 532 Calle Corvo was reviewed, and the existing garage was upgraded to “Contributing Status” with the east façade of the structure designated as the primary façade.

The Garage has a historic footprint of 362 sq. ft., identified as Accessory Structure #2, and the new construction has a footprint of 391 sq. ft., identified as Accessory Structure #1, for this application.

The owners propose the following improvements to be considered by the Historic Districts Review Board:

- Renovation of the existing garage within the historic footprint of 362 sq. ft. Accessory Structure #2.
- Removal of the existing window in the south façade.
- Removal of the non-historic tilting garage door from the east façade, but preserving the existing opening, allowing the opening to read as a historic opening.
- In the existing garage door opening, we propose the replacement of the door with a wood door in the existing opening and preserving the existing wood header beam.
- Construction of a new One-Bedroom/One-Bath Accessory Structure #1 with a footprint of 391 sq. ft.
- Construction of a new wood trellis attached to Accessory Structure #1 and detached by 6” to the south façade of Accessory Structure #2.
- Addition of a new 6’-0” tall yard wall with a gate along the north property line from the new Bedroom 2 to the renovated existing garage east façade.

The removal of windows and doors of a contributing structure requires a request for an exception per Section 14-5.2 (D) (5) (a)(i) of the Santa Fe Land Development Code. For such an exception we must conclusively demonstrate and the board shall make a positive finding of fact that such exceptions comply with all the criteria listed as follows: (i) Do not damage the character of the district; (ii) Are required to prevent a hardship to the owner or an injury to the public welfare; and (iii) Strengthen the unique heterogeneous character of the City by providing a full range of design options to ensure that residents can continue to reside within the historic districts.

Criteria for approval:

- (i) Do not damage the character of the district;

The owner contracted with Ra Patterson to conduct a Window and Door Survey for this project, which is referenced in this request. The proposed removal and replacement of existing door and window with modern wood door and window featuring a divided lite pattern will strengthen, rather than damage, the character of the district. The HDRB has previously approved new doors and windows for proposed renovations in neighboring properties. This renovation will enhance the streetscape by creating a residence that is more in harmony with its surroundings.

- (ii) Are required to prevent a hardship to the owner or an injury to the public welfare;

The proposal is to remove the existing uninsulated tilt-up metal garage door in the proposed Accessory Structure #2-bedroom area. The proposed renovations of this opening will allow the owner to maintain the temperatures in the proposed bedroom. The historic opening in the east primary facade will be preserved in the proposed renovation for Accessory Structure #2. The opening will no longer serve as a vehicle access point. The proposed door for this opening in Accessory Structure #2 will maintain the structure's appearance of a single-car garage. This renovation will enhance the residence and keep it in harmony with the streetscape.


- (iii) Strengthen the unique heterogeneous character of the city by providing a full range of design options to ensure that residents can continue to reside within the historic districts

The proposed door renovation work preserves the heterogeneous character of the district's streetscape. This request, when approved, will permit the Owner to continue residing in the historic district in a house and an Accessory Structure, thereby strengthening the district's character.

We request that the Historic Districts Review Board (HDRB) determine that the submission meets the district's standards.

Thank you for considering our request, and please let me know if you require any additional information.

Sincerely,



John A. Padilla, AIA
Architect



Carriage House Door

COMPANY



GARAGE DOORS

GATES

SHUTTERS



CARRIAGE HOUSE DOORS

ARE METICULOUSLY HANDCRAFTED to your specific tions and made from the fine t materials available. Exceptional workmanship, superior woods and professional hardware are standard features, ensuring long-lasting beauty, reliable performance, and low maintenance.

Carriage House Door Company is renowned for our history of design innovation. Our unwillingness to compromise, and the ability to deliver on our promises ensure we deliver what clients dream for their homes.

carriagedoor.com





QUALITY
WITHOUT
COMPROMISE

TABLE OF CONTENTS

Quality Craftsmanship	5
Choosing Your Door	7
Wood Collection	9
Glass Options	17
Decorative Hardware	19
Steel Collection	27
Contemporary Doors	33
Custom Doors	35
Wind Load Doors	37
Fire-Rated Doors	38
Gates	39
Shutters	41

carriagedoor.com





CRAFTSMANSHIP LIKE NO OTHER

Our craftsmen have developed a unique depth of understanding of the characteristics and inherent architectural potential of a variety of woods, metals, and composite materials. This knowledge allows us to create lasting, unique doors not found anywhere else. Our experience in a diverse range of installation environments ensures the greatest possible performance of every Carriage House door.

What started as a passion for crafting beautiful garage doors has become an obsession for delivering on the dreams of designers, architects, builders, and homeowners around the world.





CHOOSING YOUR NEW DOOR IS EASIER THAN YOU THINK

We give you the freedom to design, with the support of our experienced designers and craftsmen. The result? Individually handcrafted doors built to your exact specifications. With exclusive and unique designs you can have your desired style, without compromise.

We believe in fulfilling homeowners' dreams with one-of-a-kind, expertly handcrafted garage doors that provide stunning curb appeal. No design style is too complex, no vision too difficult to capture. Whether you want doors from existing contemporary or classic designs, or something wholly original, time and again we have delivered what clients dream for their homes.

carriagedoor.com



1 PICK YOUR DOOR DESIGN

Carriage House Door Company has hundreds of design options. Some of our most popular are pictured on the following pages.

2 PICK YOUR MATERIALS

Choose from premium softwoods and hardwoods or steel to complement the architecture and enhance the style of your home.

3 PICK YOUR TEXTURE

Wood doors can be finished with a smooth, re-sawn, or wire brush texture.

4 PICK YOUR GLASS

Carriage House offers many glass options from which to choose from classic to contemporary.

5 PICK YOUR HARDWARE

The right hardware can make all the difference in creating a design that demands attention, or blend elegantly and seamlessly into the aesthetic of the home.



1

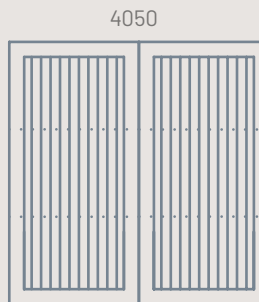
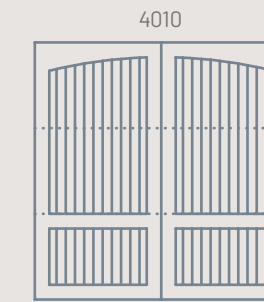
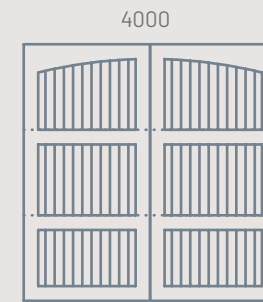

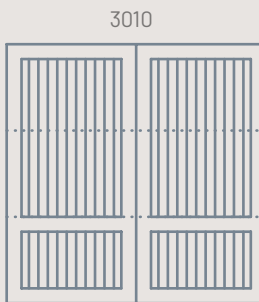




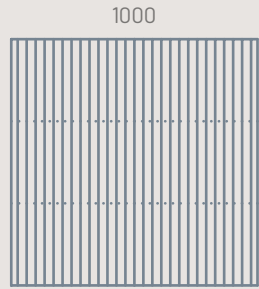
PICK YOUR WOOD DESIGN

Our craftsmen understand the strength and beauty of the Wood Collection is defined by the materials we use and the integrity of the design. These doors are designed to an exacting aesthetic and standard that complement a wide range of traditional and contemporary style homes.

Whatever the style of your home, Carriage House Doors will bring an added dimension of beauty and a lifetime of value.

Carriage House Door Company has hundreds of design options available in standard and custom sizes. Some of our most popular are pictured on the facing page. To see our complete collection of designs, or for a custom design, please see your Carriage House Door Company dealer.





Standard and custom sizes are available.

2 PICK YOUR MATERIALS

Stain Grade

A stain-grade door uses wood that will look beautiful when stained or painted. Stain will bring out the natural beauty and color of any wood product and produces the look and feel of a furniture-quality finish on wood garage doors.


No matter which wood or stain you choose, we ensure that every piece of wood we use breathes life and luster into the doors we craft. From the distinctive qualities of the wood you choose, to the finish and customizations you select, no door in the world will be like yours.

carriagedoor.com






CLEAR HEART REDWOOD




VERTICAL GRAIN DOUGLAS FIR



SAPELE MAHOGANY




V6 CLEAR WESTERN RED CEDAR




SHOU SUGI BAN




BLACK WALNUT WIRE BRUSHED




RECLAIMED REDWOOD




IPE




CONTEMPORARY COMPOSITE



RECLAIMED BARNWOOD



BURMESE TEAK



FIJI MAHOGANY

2 PICK YOUR MATERIALS

Paint Grade

Paint grade doors are an affordable, durable, and easy-to-maintain option. Wood composites have a smooth, flat surface finish, and paint is the only true option to produce an immaculate overall look.

Face Options

MDO Plywood

Rigid Plywood

No groove or 1/4" wide - 6" on center groove

Trim

5/8" Extira Wood Composite

carriagedoor.com



8



9



10



14

3 PICK YOUR TEXTURE

Paint Grade (Smooth only)

Stain Grade

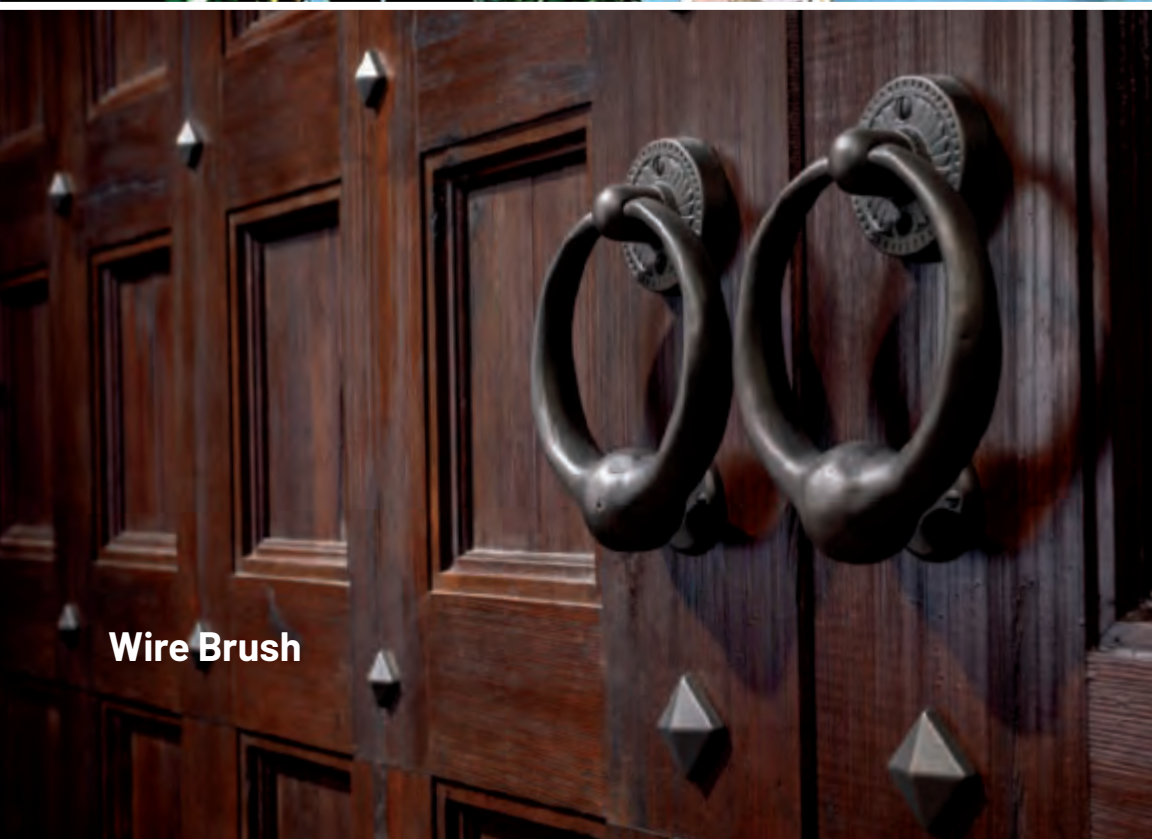
- Smooth
- Resawn
- Wire Brush



carriagedoor.com



Smooth (Paint Grade)



Wire Brush



Smooth (Stain Grade)

4 PICK YOUR GLASS

Carriage House offers many glass options from which to choose.

Clear and lightly tinted panes offer an abundance of natural light. Darker tints and pronounced textures offer greater privacy.


Whatever style door you choose, we have just the right glass to enhance its beauty - from clean and contemporary to rustic and antique.

carriagedoor.com






SEEDY REAMY



ROUGH ROLLED




SATIN ETCHED




FROSTED NARROW REED
WITH 1/2" FLUTE



NARROW REED



CLEAR



SMALL HAMMERED



NEW GERMAN ANTIQUE




WISSMACH SEEDY




CLEAR SEEDY




HAMMERED



BRONZE TINTED



MACHINE RESTORATION





WHITE LAMINATE

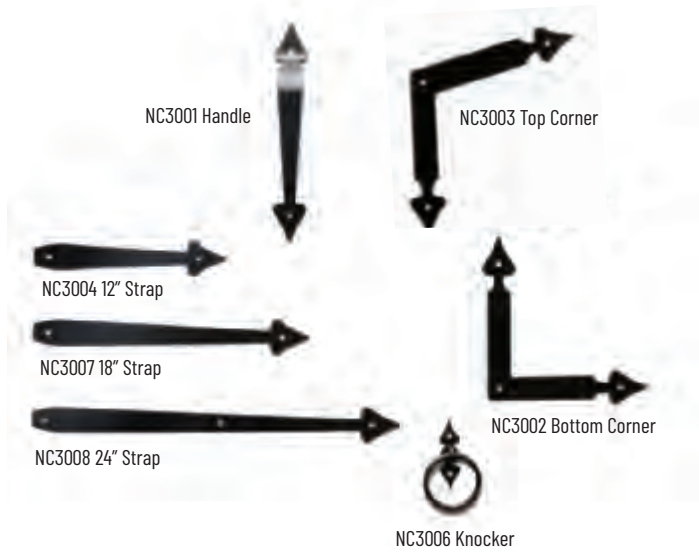
5 PICK YOUR HARDWARE

The right hardware can make all the difference in creating a design that demands attention or blend elegantly and seamlessly into the aesthetic of the home. We offer several lines of hardware styles tailored to many notable styles and are also happy to obtain any other style of hardware you may desire.

Carriage House Door Company has a complete collection of hardware. To see the many options available, please see your Carriage House Door Company dealer.







CAROLINA



CARRIAGE HOUSE WROUGHT IRON HARDWARE



CAMBRIDGE

All Cambridge hardware is hand forged and will vary slightly from piece to piece.




VIRGINIA



TUSCAN

All Tuscan hardware is hand forged and will vary slightly from piece to piece.



PARK CITY



BARCELONA

All Barcelona hardware is hand forged and will vary slightly from piece to piece.



SANTIAGO

All Santiago hardware is hand forged and will vary slightly from piece to piece.

Patinas



Silicon Bronze
Brushed (BBB)



White Bronze
Brushed (WBB)



Silicon Bronze
Dark (BD)



Silicon Bronze
Light (BL)



White Bronze
Light (WL)



White Bronze
Medium (WM)



Silicon Bronze
Medium (BM)



Silicon Bronze
Rust (BR)



White Bronze Dark
(WD)

Curved



Shown in Silicon Bronze,
dark patina with ring pull.

Stepped



Shown in Silicon Bronze,
medium patina with longhorn pull.

Arched



Shown in Silicon Bronze,
rust patina with ring pull.

ROCKY MOUNTAIN®
H A R D W A R E

Escutcheons (2-1/2" x 11")

Levers and Rings



Longhorn

Shown in Silicon Bronze, rust patina



Beaver Tail

Shown in Silicon Bronze, rust patina



Euro

Shown in Silicon Bronze, medium patina




Lariat

Shown in Silicon Bronze, dark patina



Ring

Shown in White Bronze, dark patina



Door detail: Western clear red cedar with OHS218 Strap and DC4 Clavos, both in Silicon Bronze, dark patina

Door Hinges

OHS254



Ornamental Hinge Strap 2-1/2" x 24"
Shown in Silicon Bronze, brushed patina

OHS324



Ornamental Hinge Strap 3-1/4" x 24"
Shown in White Bronze, dark patina

OHS423S



Ornamental Hinge Strap 4" x 23"
Shown in Silicon Bronze, brushed patina
Also available in 14" length

OHS218



Ornamental Hinge Strap 4" x 18"
Shown in Silicon Bronze, medium patina

Mail Slot

MS112



18" x 3-1/2"
Shown in Silicon Bronze, dark patina

ROCKY MOUNTAIN®
H A R D W A R E

DC1



Large Square Clavos 1-1/4"
Shown in White Bronze, light patina

DC6



Large Square Clavos 1-1/4"
Shown in Silicon Bronze, dark patina

DC3



Small Round Clavos 1-1/4"
Shown in Silicon Bronze, dark patina

DC4




Large Round Clavos 1-3/4"
Shown in Silicon Bronze, medium patina

Door Clavos

carriagedoor.com



METALLIC FINISHES



Brown Rust

Nutmeg

Old Steel

Black Rust

STRAPS



Versaille 12" Strap
also available in 18" and 24"
Black Rust



Princeton 15.5" Strap Black Rust

HANDLES AND HINGES



Versailles
4" x 11" Handle
Brown Rust



Versailles
4" x 10" Hinge
Nutmeg



Princeton
3.5" x 11" Handle
Old Steel



Princeton
4.5" x 7" Butt Hinge
Brown Rust



STEVEN HANDELMAN STUDIOS
HARDWARE

1 PICK YOUR STEEL DESIGN

We take great pride in our Steel Collection of garage doors. These doors distinguish themselves with their finely sculpted trim detail, quality window construction, and superior durability. If you seek a robust steel door that can withstand the elements, the steel collection is the premier choice. Visit our website or ask your dealer about models and materials

2 PICK YOUR GLASS

See page 17

3 PICK YOUR HARDWARE

See pages 19-26

carriagedoor.com



Steel Door Specifications

Sections: 2-inch steel-back insulated

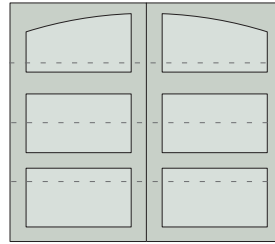
Overlay: Extira is bonded to the facing with exterior adhesive.

Core: 2 EPS, Polystyrene insulation.

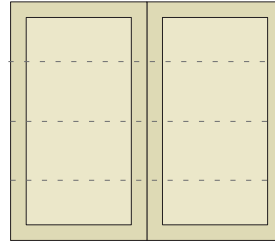
Windows: 1/8-inch DSB (Standard) stopped and sealed in place; however, many other types of glass are available and optional.

Designs: Five basic designs are offered. All are available with windows and custom arch. You may select from our extensive collection of decorative hardware to add that finishing touch.

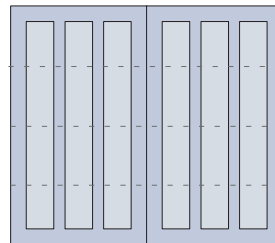
Custom designs are also available.



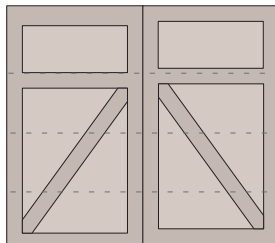
301



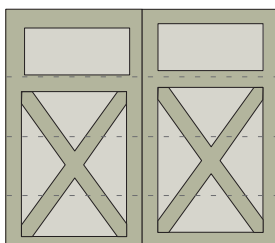
302



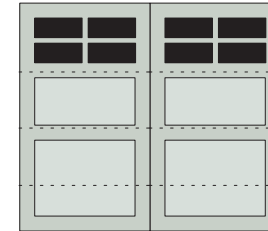
303



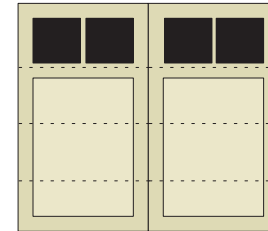
304



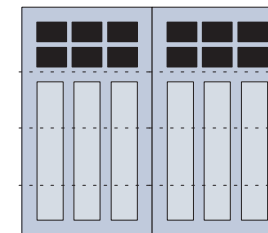
305



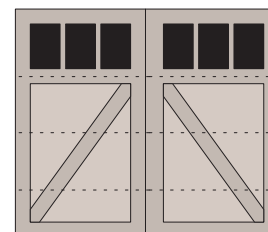
301-G



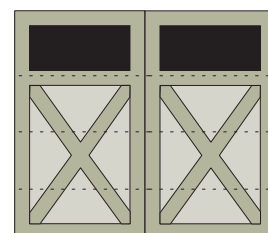
302-E



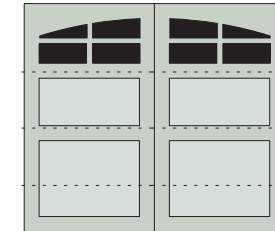
303-i



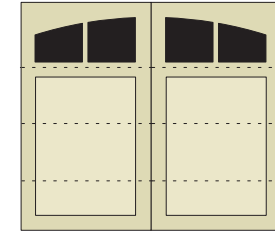
304-C



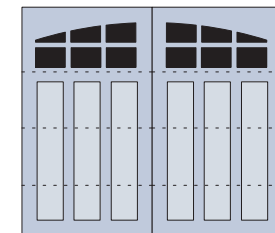
305-A



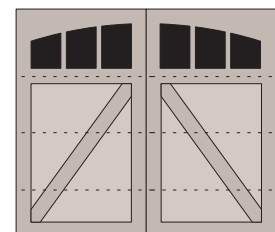
301-H



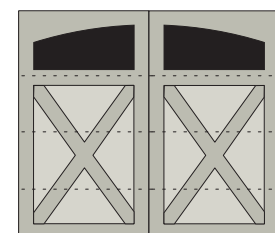
302-F



303-J



304-D



305-B



12



13



14



30



HANDCRAFTED
FOR YOUR
STYLE

carriagedoor.com



16



17



18



19

32

CONTEMPORARY DOORS

WE ARE PROUD TO PRESENT

a beautiful and ever-growing collection of contemporary garage doors. Each door in this collection is handcrafted according to the specifications of the architect, builder, or homeowner. Made from the finest materials available, these doors allow you to harness the warmth of wood and the cool tone of steel. For more examples of our contemporary doors collection, visit our website or ask your dealer for a Contemporary Collection brochure.

carriagedoor.com



SEE MORE DESIGNS ON OUR WEBSITE


20



21



22



34

DESIGN A CUSTOM DOOR

We give you the freedom to design, with the support of our experienced designers and craftsmen, individually handcrafted doors, built to your exact specifications. No design style is too complex, no vision too difficult to capture. Whether you want doors from existing contemporary or classic designs, or something wholly original, time and again we have delivered what clients dream for their homes.

More examples of our custom doors can be found on our website.

Custom doors are also available as sliding barn doors, bifold doors, and swing doors.

carriagedoor.com



SEE MORE DESIGNS ON OUR WEBSITE



WIND LOAD DOORS

Carriage House Door Company underwent an extensive six-month testing process in 2006 to attain wind load certification and again in 2018 to meet Florida building codes "High Velocity Hurricane Zone" specifications. Carriage House Door Company is now certified, with a variety of overhead garage doors tested with or without impact glass and approved for high-wind coastal areas.

Check the specifications below to find a door certified to meet your region's wind load requirements.

Sectional Doors

Wind Load and Impact Tested

Door can be up to a 10' x 12' in size with windows

- Impact glass in the top or middle section
- FBC TAS 201, 202, 203, HVHZ
- Positive dp: 48 lbs/sf
- Negative dp: 55 lbs/sf

Door can be up to 18' x 10' in size with windows

- Impact glass in the top section only
- FBC TAS 201, 202, 203, HVHZ
- Positive dp: 36.1 lbs/sf
- Negative dp: 40.2 lbs/sf

Door can be up to 16' x 12' in size without windows

- Positive dp: 40 lbs/sf
- Negative dp: 43 lbs/sf

Wind Load Tested (non-impact)

Door can be up to a 10' x 12' in size with windows

- Positive dp: 37 lbs/sf
- Negative dp: 37 lbs/sf

Door can be up to a 18' x 10' in size with windows

- Positive dp: 25 lbs/sf
- Negative dp: 25 lbs/sf

Swing Doors

Wind Load and Impact Tested

Door can be up to 10' x 8' in size with windows

- Positive dp: 40 lbs/sf
- Negative dp: 45 lbs/sf



CARRIAGE HOUSE DOORS ARE FIRE RATED

Our Wood, Steel, and Contemporary Collections are all available fire rated. They meet the guidelines required by the State of California Fire Marshall's Office.

Carriage House doors were tested in accordance with SFM Standards 12-7A-1 for exterior wall siding and sheathing. Our doors were found to have successfully met the conditions of specified acceptance. Carriage House fire-rated doors are available in a number of materials including Western Red Cedar, STK Incense Cedar, 5/8" MDO, Mahogany, Douglas Fir, Redwood, 5/8" Breckenridge, 1/2" Marine Mahogany Plywood, and steel.

We are proud to offer superior products that offer a level of protection seldom found in competing doors.

carriagedoor.com

CARRIAGE HOUSE GATES

OFFER THE SAME SPLENDOR

and luxurious design as our garage doors. Whether driving into your home or returning from a walk, every time you see your home should feel like the first. Match your gate to your garage door, drive gate, or front door, or opt for a design that is truly unique and will capture your imagination the first time, and every time you see it.

carriagedoor.com



SEE MORE DESIGNS ON OUR WEBSITE



26



27



28



29

40

SHUTTERS

If you're looking to match your new Carriage House Door garage door, drive gate, or want a unique accent for your home, our shutters are made with an emphasis on care and craftsmanship. We offer both solid construction and entry-door style shutters, made from either solid wood or contemporary materials.

carriagedoor.com



SEE MORE DESIGNS ON OUR WEBSITE





ENDURING QUALITY

TIMELESS
DESIGN

carriagedoor.com



FOR OVER 20 YEARS

CARRIAGE HOUSE DOOR COMPANY

has upheld a tradition for handcrafting unique door designs of the highest quality from only the most select materials.

No one has more experience and expertise than Carriage House Door Company when it comes to crafting the highest possible quality garage doors, shutters, and drive and walkway gates. More importantly, we ensure that our craftsmen complete every project the correct way, exceeding the expectations of our clients. What started as a passion for crafting beautiful garage doors has become an obsession for delivering on the dreams of designers, architects, builders, and homeowners around the world.

carriagedoor.com





GARAGE DOORS GATES SHUTTERS



West Coast

121 Main Ave
Sacramento, CA 95838

866.890.1776

sales@carriagedoor.com

East Coast and Midwest

1571 East Main St/Hwy 70
Old Fort, NC 28762

877.668.1601

salesnc@carriagedoor.com

carriagedoor.com





RENOVATION AND ADDITION
 532 CALLE CORVO
 SANTA FE, NM

PROJECT NO.: 532 CC
 ISSUE DATE: 03/11/2026
 DRAWN BY: CK
 CHECKED BY:


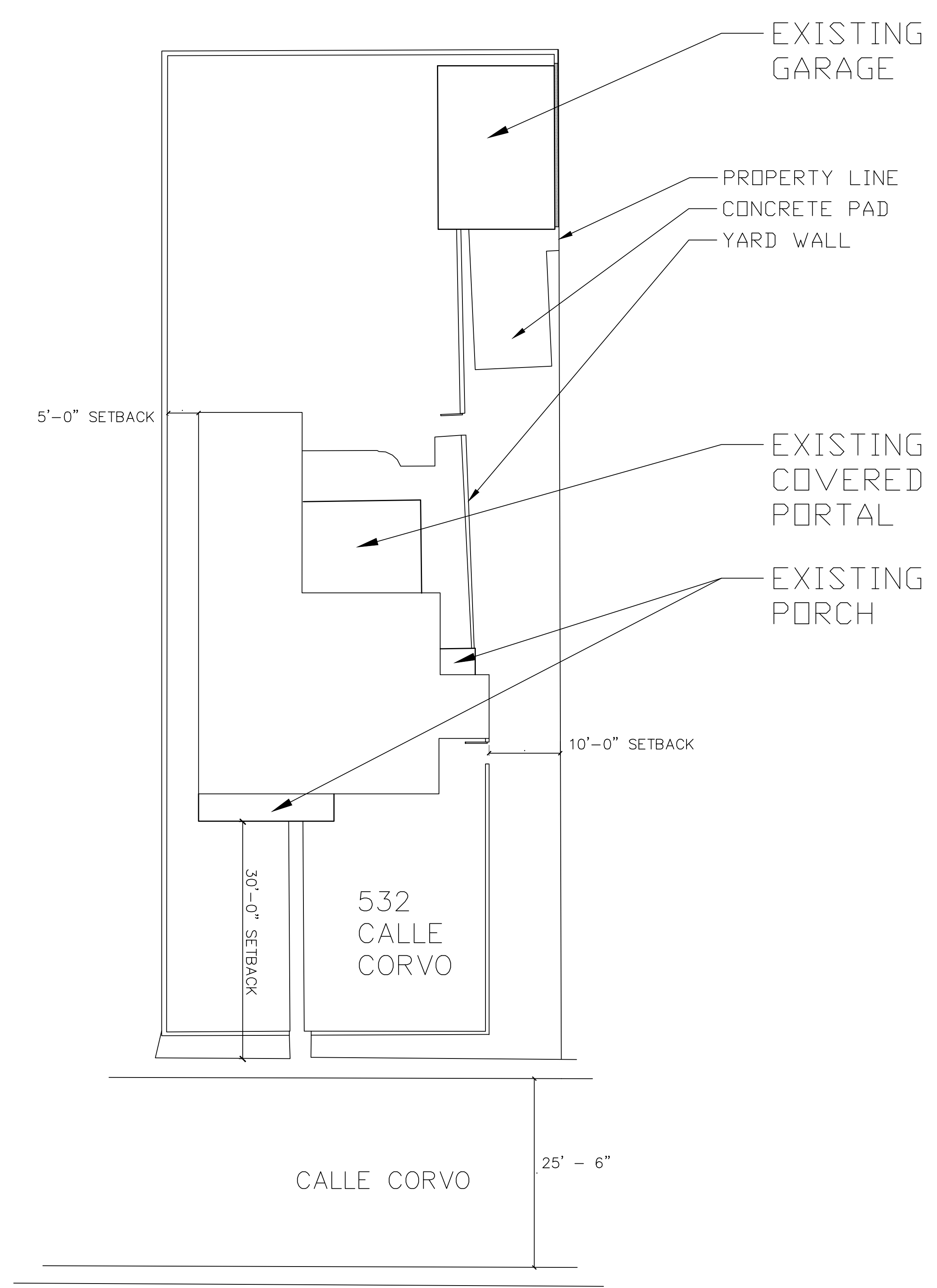
REVISIONS:

NO.	DATE:	DETAIL:
02/18/2026	—	REDLINES
03/08/2026	—	REDLINES
04/21/2026	—	REDLINES

EXISTING & PROPOSED SITE PLAN


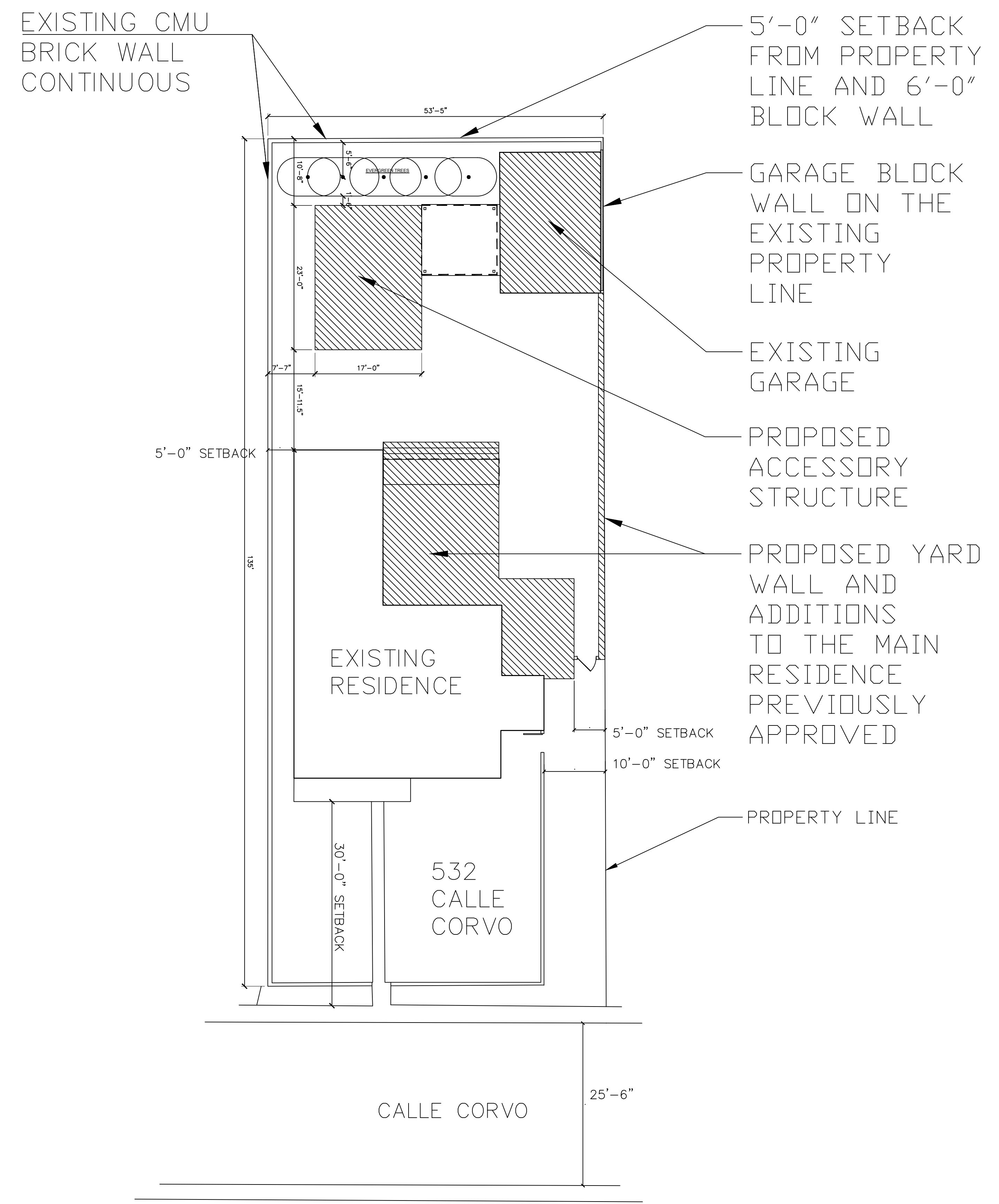
COPYRIGHT 2026
 JOHN A. PADILLA AIA
 SHEET NO:

SP-1



EXISTING SITE PLAN

SCALE: $\frac{3}{32}'' = 1''$ 9



PROPOSED SITE PLAN

SCALE: $\frac{3}{32}'' = 1''$ 1

GENERAL NOTES:

GENERAL:

1. REMOVE AND REPLACE ALL EXTERIOR WINDOWS AND DOORS
2. RE-STUCCO ENTIRE RESIDENCE

EXISTING FLOOR PLAN SHEET KEYED NOTES

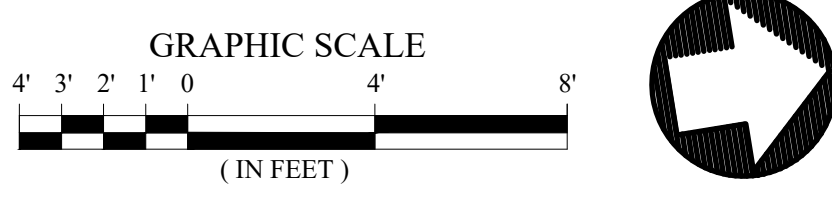
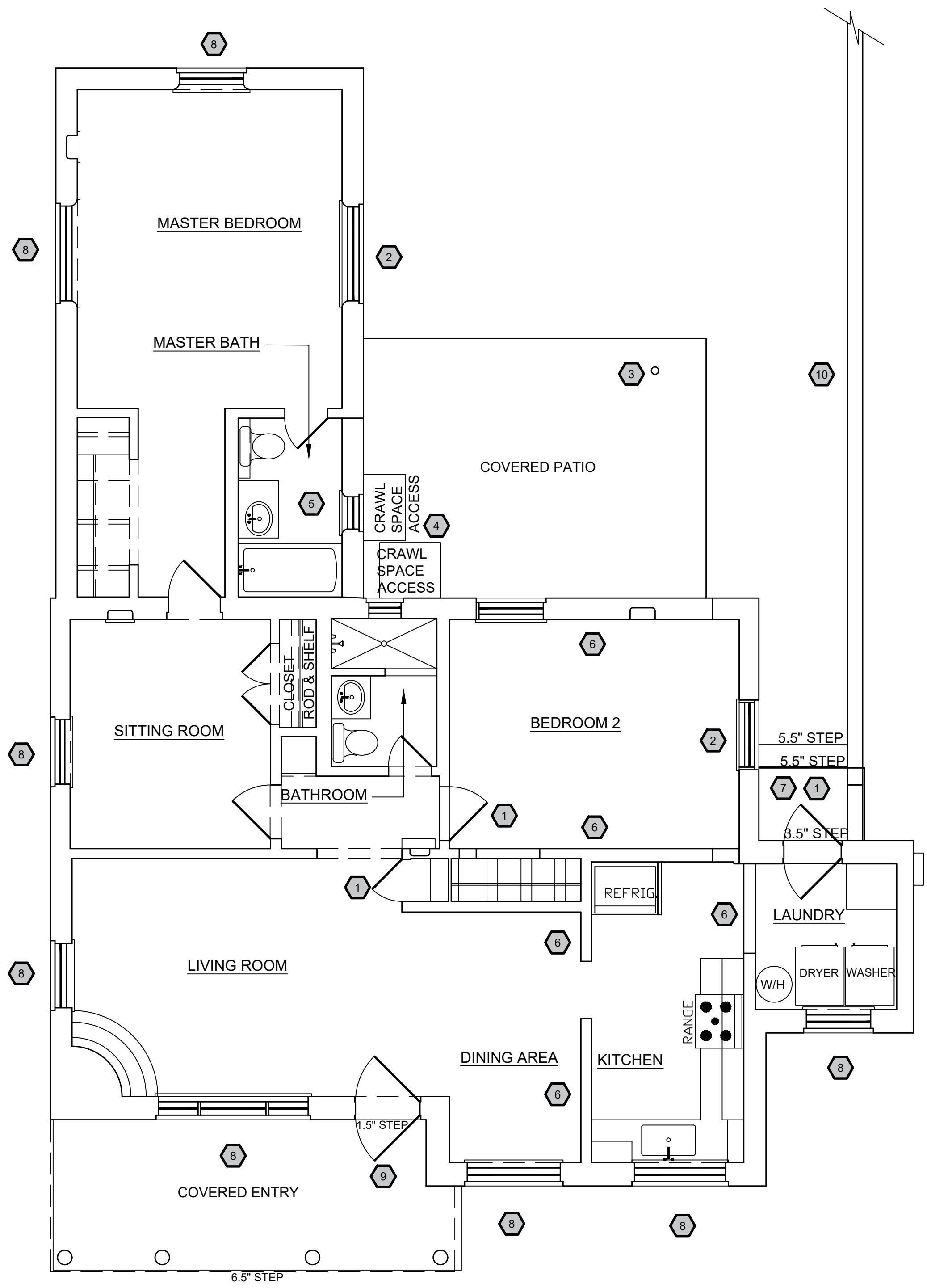
GENERAL:

1. REMOVE EXISTING DOOR
2. REMOVE EXISTING WINDOW
3. REMOVE EXISTING COVERED PATIO AND POSTS
4. REMOVE EXISTING CRAWL SPACE ACCESS DOOR TO NEW LOCATION
5. REMOVE EXISTING TUB, BATHROOM FIXTURES AND WALL
6. REMOVE EXISTING WALLS FOR NEW WALL OPENING
7. REMOVE EXISTING CONCRETE STEPS
8. REMOVE AND REPLACE WINDOW WITH SIMILAR
9. REMOVE AND REPLACE DOOR WITH SIMILAR
10. REMOVE EXISTING YARD WALL

PROPOSED FLOOR PLAN SHEET KEYED NOTES

GENERAL:

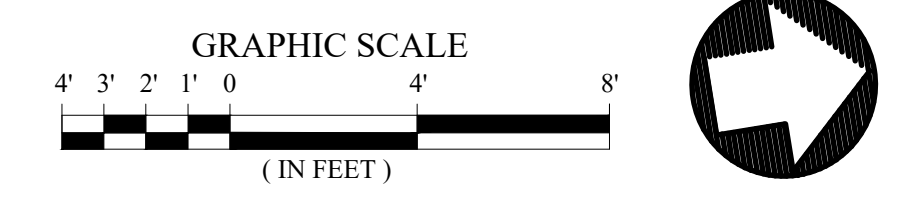
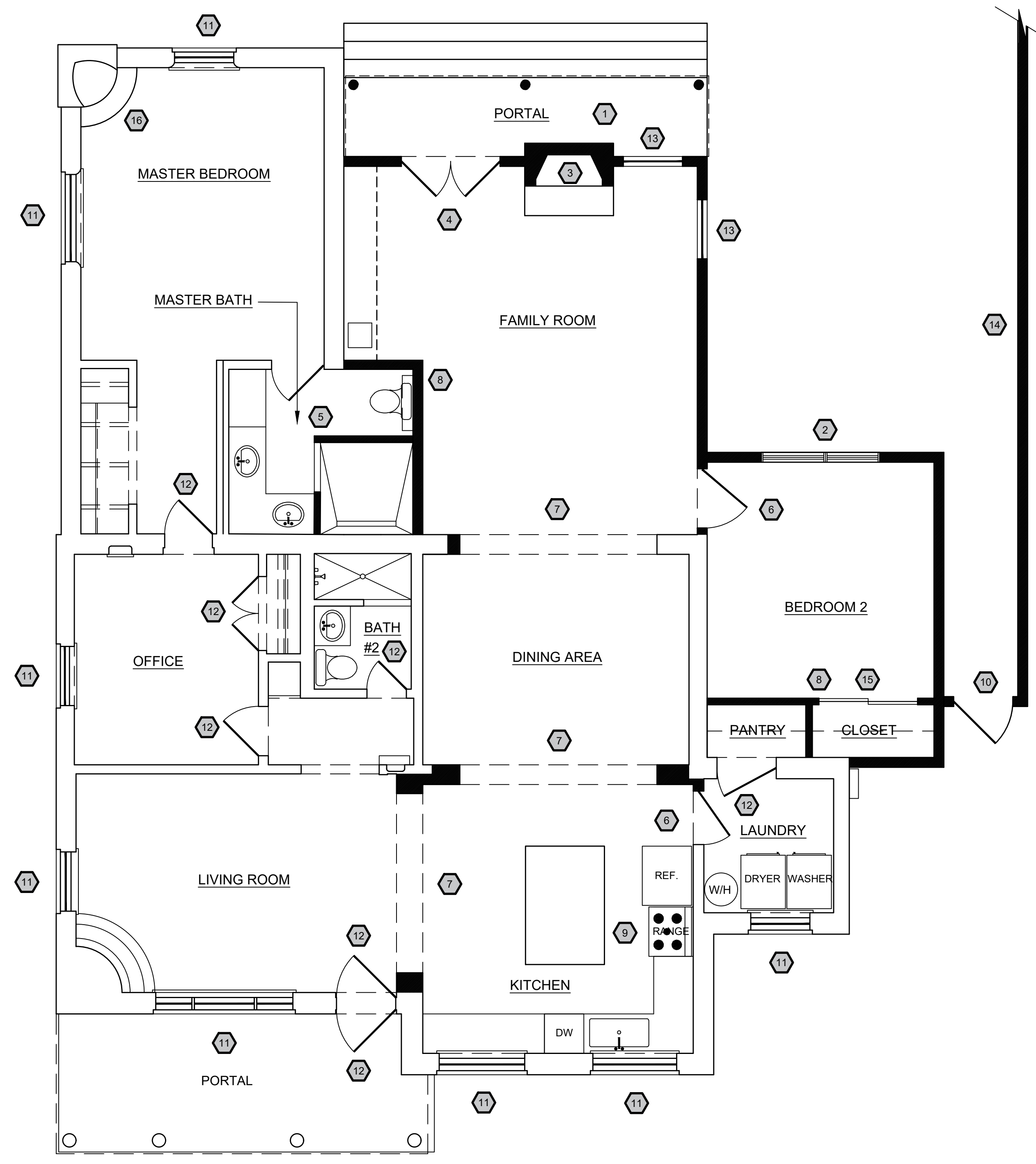
1. INSTALL NEW COVERED PATIO AND STEPS
2. INSTALL NEW WINDOW
3. INSTALL NEW FIREPLACE
4. INSTALL NEW 5'-0" DOUBLE SWING FRENCH DOOR
5. INSTALL NEW MASTER BATHROOM: NEW WALL, WALK-IN SHOWER, COUNTERTOP, FIXTURES AND VANITY
6. INSTALL NEW 3'-0" SINGLE SWING DOOR
7. INSTALL NEW WALL OPENING
8. INSTALL NEW INTERIOR WALLS
9. INSTALL NEW KITCHEN: CABINETS, COUNTERTOP, FIXTURES AND ISLAND
10. INSTALL NEW YARD WALL WITH 3'-0" SINGLE SWING GATE
11. INSTALL NEW WINDOW
12. INSTALL NEW DOOR
13. INSTALL NEW 3'-0" FIXED PATIO DOOR
14. INSTALL NEW YARD WALL
15. INSTALL NEW 5'-0" SLIDING BI-PASS DOOR
16. INSTALL NEW FIREPLACE WITH BANCO



EXISTING FLOOR PLAN

SCALE: 1/4" = 1'-0"

9



PROPOSED FLOOR PLAN - PREVIOUSLY APPROVED

SCALE: 1/4" = 1'-0"

1

RENOVATION AND ADDITION
532 CALLE CORYO
SANTA FE, NM

PROJECT NO.: 532 CC
 ISSUE DATE: 10/06/2025
 DRAWN BY: JAO
 CHECKED BY: JAP

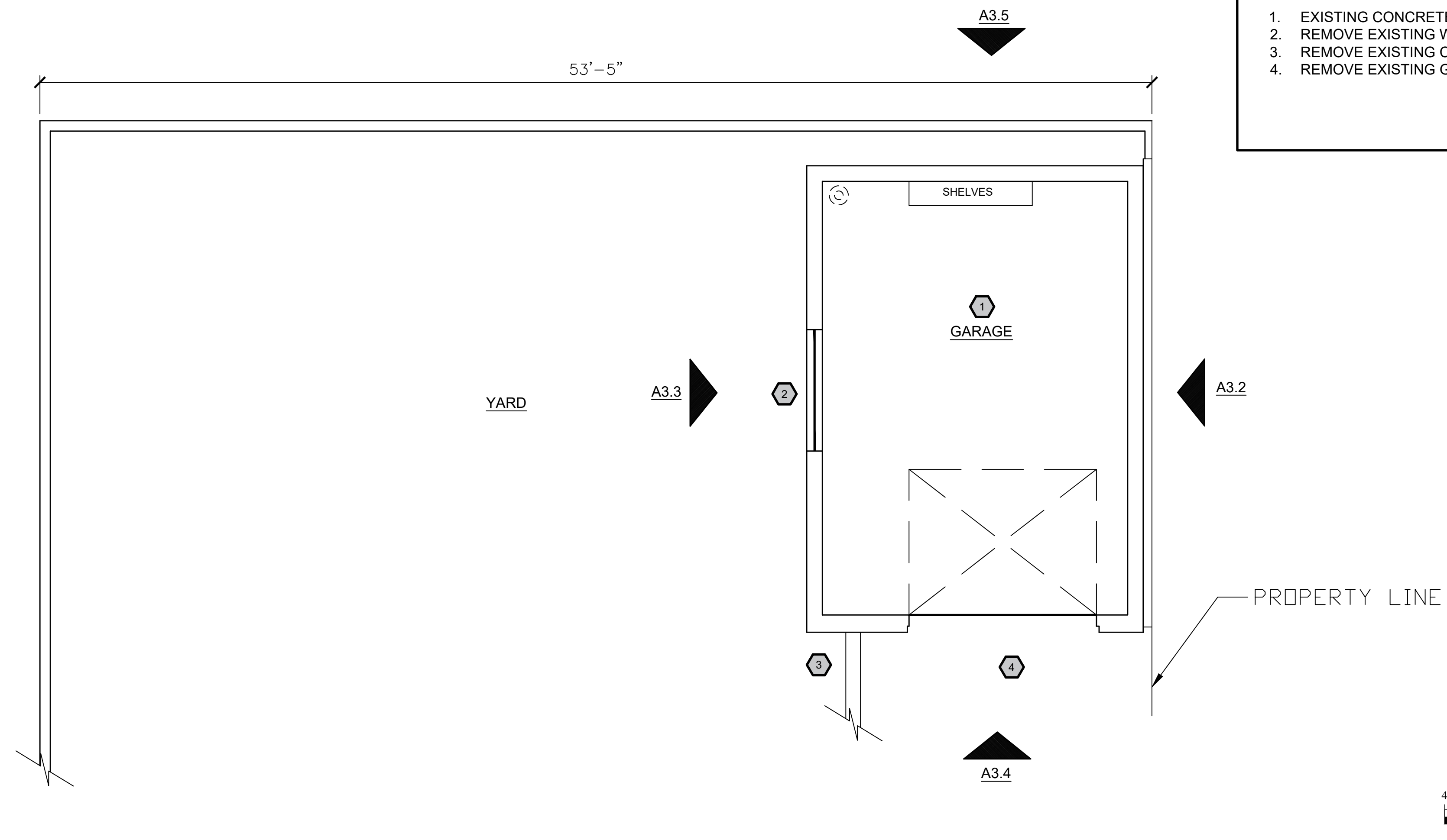
REVISIONS:

NO.	DATE	DETAIL
02/18/2026	—	REDLINES
03/08/2026	—	REDLINES
04/21/2026	—	REDLINES

EXISTING & PROPOSED FLOOR PLAN

COPYRIGHT 2025
JOHN A. PADILLA AIA
SHEET NO:

A1



EXISTING FLOOR PLAN - GARAGE

SCALE: 1/4" = 1'-0"

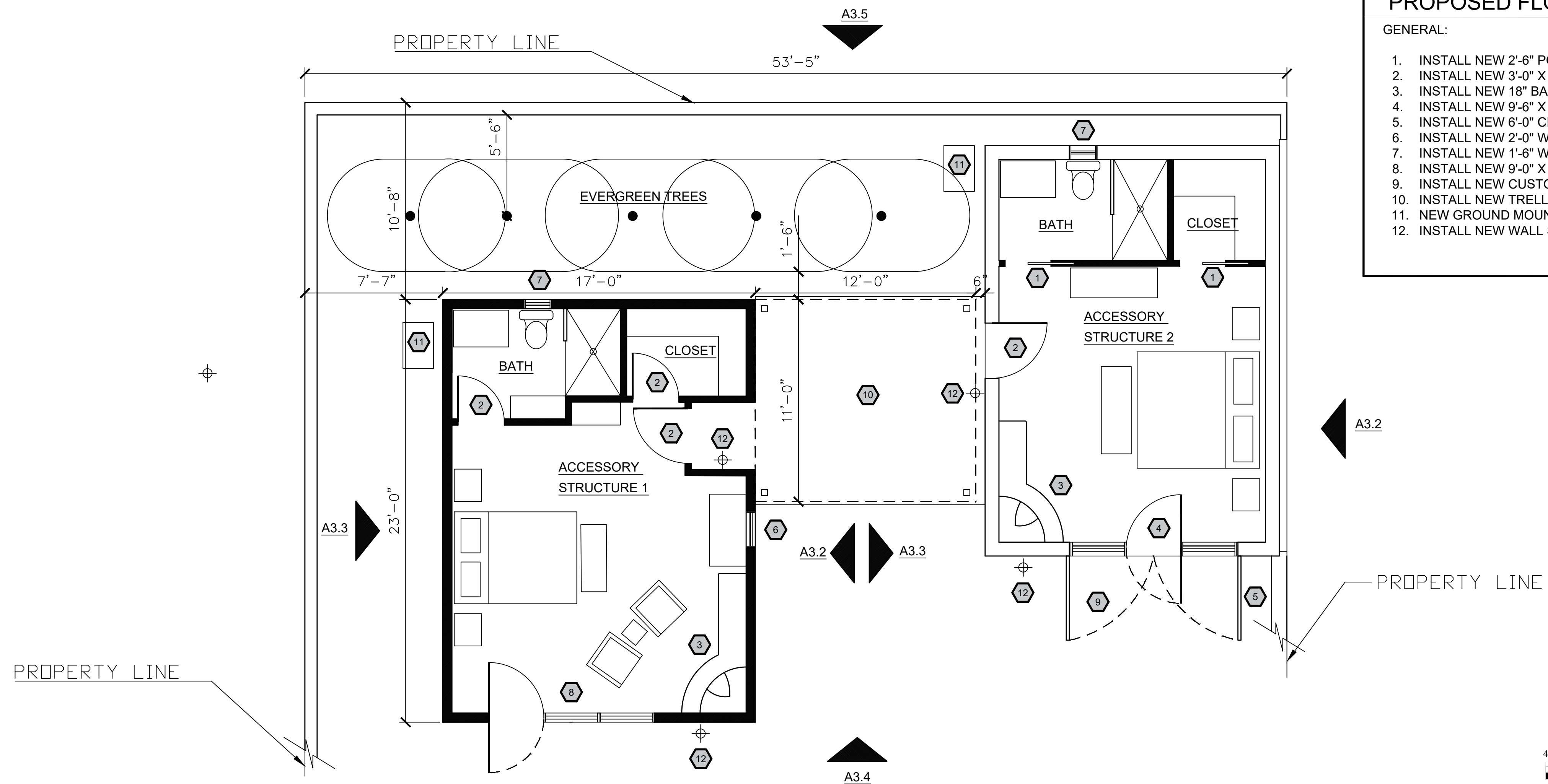
3

EXISTING/DEMOLITION PLAN SHEET KEYED NOTES

- GENERAL:
1. EXISTING CONCRETE FLOOR
 2. REMOVE EXISTING WINDOW
 3. REMOVE EXISTING CMU WALL WITH STUCCO FINISH
 4. REMOVE EXISTING GARAGE DOOR AND PREP FOR NEW WINDOW

PROPOSED FLOOR PLAN SHEET KEYED NOTES

- GENERAL:
1. INSTALL NEW 2'-6" POCKET DOOR
 2. INSTALL NEW 3'-0" X 6'-8" SINGLE SWING DOOR
 3. INSTALL NEW 18" BANCO W/ BUILT IN KIVA FIREPLACE
 4. INSTALL NEW 9'-6" X 7'-0" SINGLE SWING FRENCH DOOR W/ SIDELIGHTS
 5. INSTALL NEW 6'-0" CMU YARD WALL WITH STUCCO
 6. INSTALL NEW 2'-0" WINDOW
 7. INSTALL NEW 1'-6" WINDOW
 8. INSTALL NEW 9'-0" X 6'-8" FRENCH DOORS
 9. INSTALL NEW CUSTOM SHUTTERS
 10. INSTALL NEW TRELLIS OVER NEW CONCRETE PATIO
 11. NEW GROUND MOUNTED MINISPLIT CONDENSING UNIT
 12. INSTALL NEW WALL SCONCE - TYPICAL



PROPOSED FLOOR PLAN - ACCESSORY STRUCTURES

SCALE: 1/4" = 1'-0"

1



PO BOX 22986
Santa Fe, NM 87502
(505) 660-1682
japadillaarchitect@gmail.com
padillaarchitect.com

RENOVATION AND
ADDITION
532 CALLE CORYVO
SANTA FE, NM

PROJECT NO.: 532 CC
ISSUE DATE: 03/11/2026
DRAWN BY: CK
CHECKED BY:

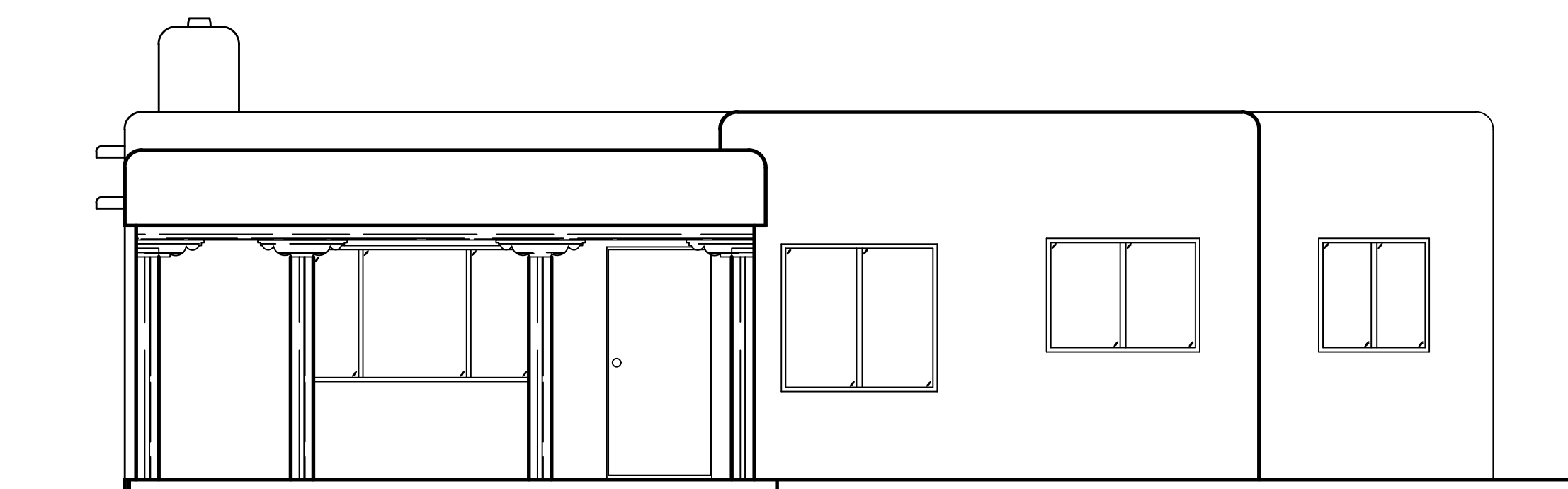

REVISIONS:
NO. DATE: DETAIL:
02/18/2026 REDLINES
03/08/2026 REDLINES
04/21/2026 REDLINES

SHEET TITLE:
EXISTING &
PROPOSED
FLOOR PLAN
ACCESSORY
STRUCTURES

COPYRIGHT 2026
JOHN A. PADILLA AIA

SHEET NO:

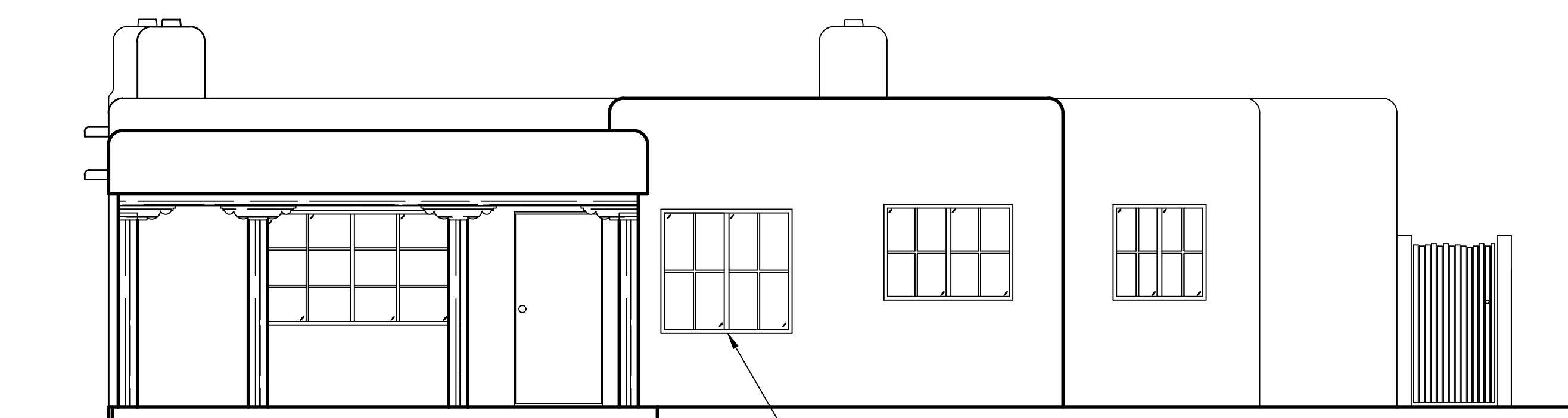
A2



EXISTING EAST ELEVATION

SCALE: 1/4" = 1'-0"

3



NEW WINDOW IN EXISTING OPENING

PROPOSED EAST ELEVATION

SCALE: 1/4" = 1'-0"

1

PROJECT NO.: 532 CC
 ISSUE DATE: 10/06/2025
 DRAWN BY: JAO
 CHECKED BY: JAP

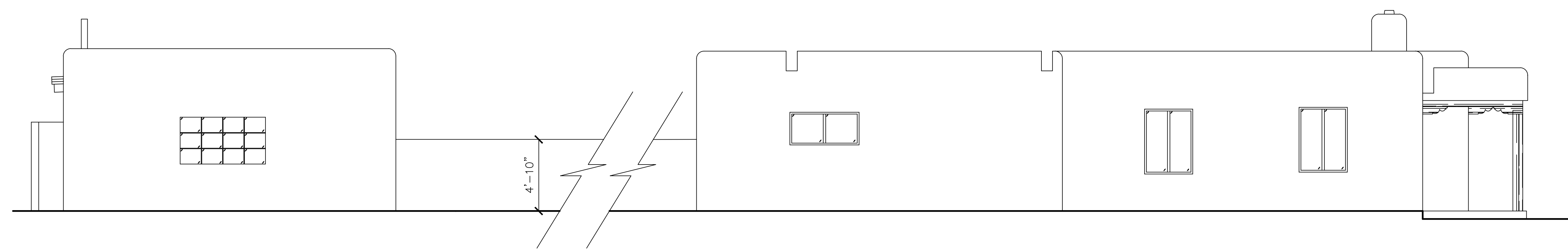

REVISIONS:
 NO: DATE: DETAIL:
 02/18/2026 REDLINES
 03/08/2026 REDLINES
 04/21/2026 REDLINES

SHEET TITLE:
**EXISTING
 & PROPOSED
 EAST
 ELEVATION**

COPYRIGHT 2025
 JOHN A. PADILLA AIA

SHEET NO:

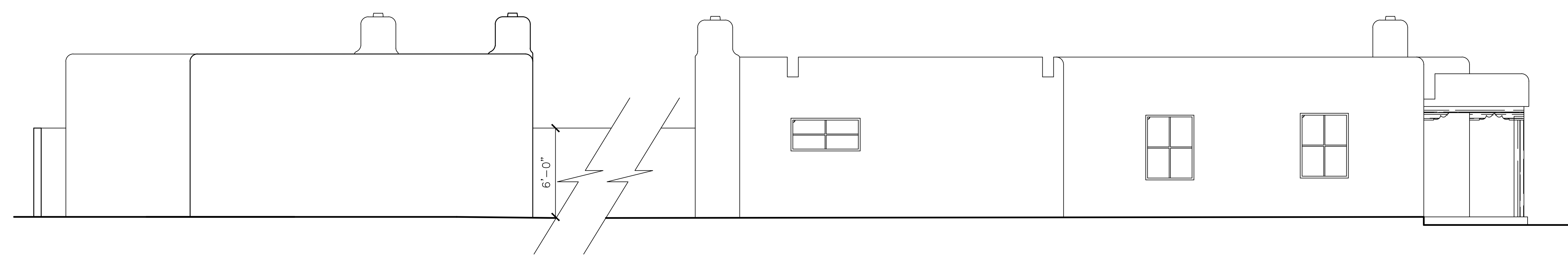
A3



EXISTING SOUTH ELEVATION

SCALE: 1/4" = 1'-0"

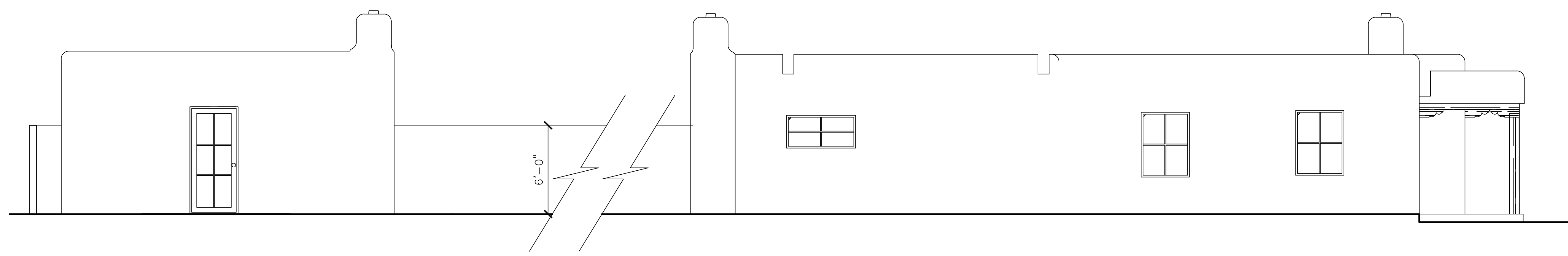
3



PROPOSED SOUTH ELEVATION - ENTIRE

SCALE: 1/4" = 1'-0"

2



PROPOSED SOUTH ELEVATION - ACCESSORY STRUCTURE #1

SCALE: 1/4" = 1'-0"

1

**RENOVATION AND
 ADDITION**

532 CALLE CORYVO
 SANTA FE, NM

PROJECT NO.: 532 CC
 ISSUE DATE: 10/06/2025
 DRAWN BY: JAO
 CHECKED BY: JAP

REVISIONS:

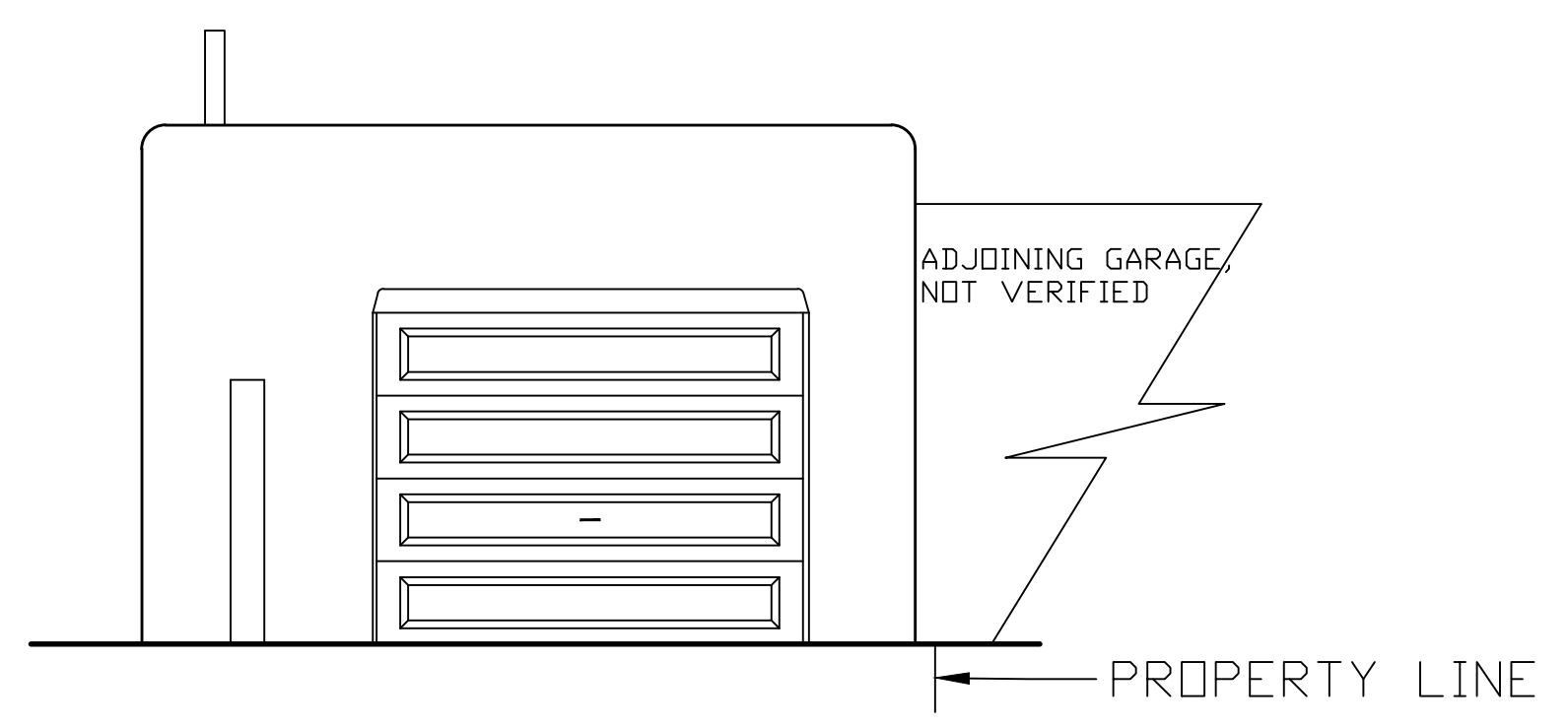

NO.	DATE	DETAIL
02/18/2026	—	REDLINES
03/08/2026	—	REDLINES
04/21/2026	—	REDLINES

SHEET TITLE:
**EXISTING
 & PROPOSED
 SOUTH
 ELEVATION**

COPYRIGHT 2025
 JOHN A. PADILLA AIA

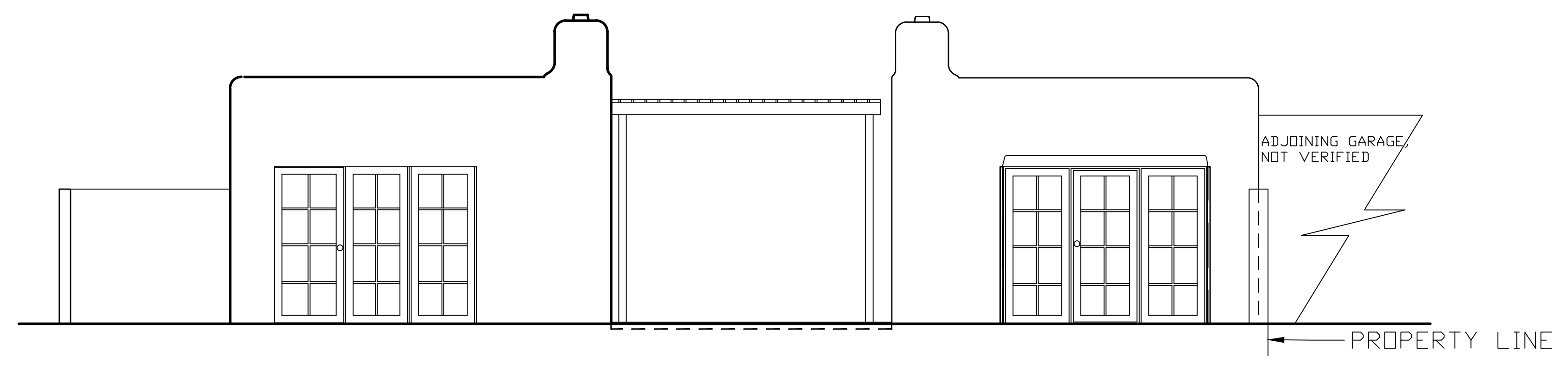
SHEET NO:

A3.3



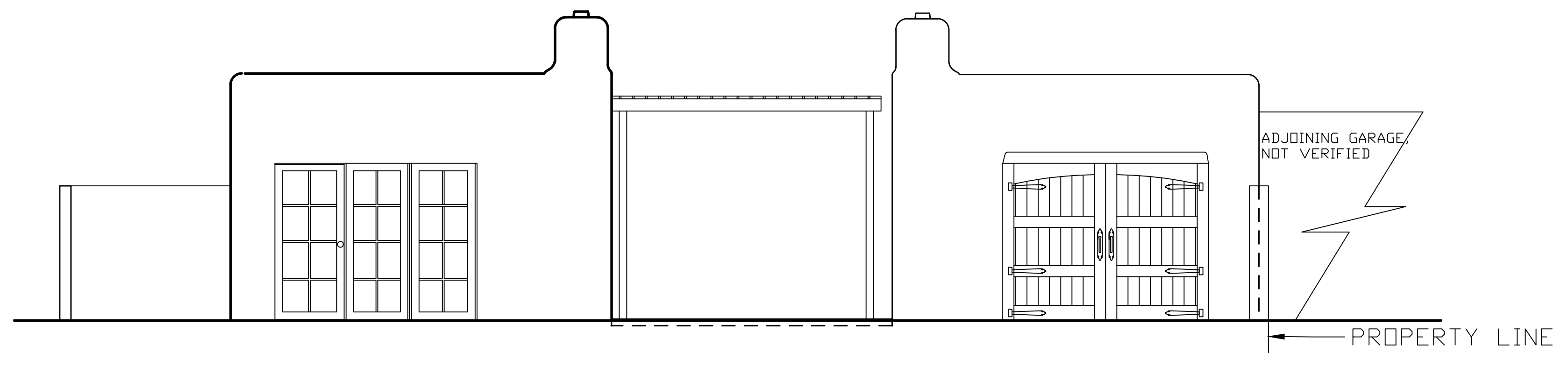
EXISTING EAST ELEVATION - GARAGE

SCALE: 1/4" = 1'-0" | 3



PROPOSED EAST ELEVATION ACCESSORY STRUCTURE - SHUTTERS OPEN

SCALE: 1/4" = 1'-0" | 2



PROPOSED EAST ELEVATION ACCESSORY STRUCTURE - SHUTTERS CLOSED

SCALE: 1/4" = 1'-0" | 1

PROJECT NO.: 532 CC
 ISSUE DATE: 03/11/2026
 DRAWN BY: CK
 CHECKED BY:

REVISIONS:
 NO: DATE: DETAIL:

SHEET TITLE:
**EXISTING
 & PROPOSED
 EAST
 ELEVATION
 ACCESSORY
 STRUCTURE**

COPYRIGHT 2026
 JOHN A. PADILLA AIA

SHEET NO:

A3.4