


City of Santa Fe
Children & Youth Commission Meeting
FY26 Mid-Year
Grantee Progress
March 12, 2026



Presented By:
Aspen Solutions
Natalie Skogerboe and Ana Coghlan



Today we will...

1. Review CYC numbers served & billed
2. Review contents of full report
3. Discuss challenges and program highlights



CHILDREN & YOUTH
COMMISSION



CYC Population Level Priority Areas

* Safety &
Basic Needs

* Early
Childhood &
Supplemental
Education

* Youth
Wellness



CYC PRIORITY INDICATORS

2023-2026

Safety & Basic Needs

1. Child abuse & neglect
2. Childcare availability
3. Food insecurity
4. Housing instability
5. Skipped school because of safety

Early Childcare & Supplemental Education

1. Pre-K enrollment
2. Pre-K children with adequate school readiness
3. High school graduation
4. Resiliency factors (involvement in hobbies, adult support)
5. Chronic absenteeism

Youth Wellness

1. Pregnant teens accessing prenatal care in 1st trimester
2. Babies born to adolescents ages 15-17
3. Obesity & Fruit/Veggie Consumption
4. Delinquent Referrals
5. Youth ages 16-24 not in school and not working
6. Mental health risks (hopelessness, suicide ideation)
7. Substance use (alcohol, marijuana, opioids, meth, heroin)

PRIORITY AREAS	CYC - POPULATION LEVEL PRIORITIES	FY24-FY26 CYC Grantees
Safety & Basic Needs	<ul style="list-style-type: none"> ● Child Abuse & Neglect ● Childcare Availability ● Low Food Security ● Housing Instability ● Skipped School due to Safety 	<ol style="list-style-type: none"> 1. Adelante* - Eviction prevention & navigation 2. Restorative Justice Program* - Student support circles 3. Santa Fe Recovery Center - Navigation 4. The Food Depot* - School-based food pantries 5. Youth Shelters - Housing support & navigation
Early Childhood & Supplemental Education	<ul style="list-style-type: none"> ● 3-5-year-old Pre-K Enrollment ● High School Graduation Rates ● Youth Resiliency (involvement in hobbies, teacher / adult who believes in them) ● Chronic Absenteeism 	<ol style="list-style-type: none"> 6. ArtWorks* - Art experience workshops 7. Big Brothers Big Sisters - Mentoring & navigation 8. Communities in Schools* - School support & navigation 9. Growing Up NM - Navigation 10. SITE Santa Fe - Art education and leadership
Youth Wellness	<ul style="list-style-type: none"> ● Pregnant teens receiving prenatal care in first trimester ● Babies born to 15-17-year-olds ● Obesity ● Consumption of fresh fruits/veggies ● Youth 16-21 not in school and not working ● Delinquent referrals ● Mental Health ● Substance use (past 30-day use) 	<ol style="list-style-type: none"> 11. Cooking with Kids* - Nutrition education 12. Gerard's House - Grief support & navigation 13. Girls Inc. - Leadership development & navigation 14. Parent Involvement Program - Wellness opportunities & early intervention programming 15. Teen Parent Center* - Parent support & navigation 16. The Sky Center - Therapy & navigation 17. Wise Fool* - Art education & navigation 18. YouthWorks - Navigation, work-based learning opportunities & counseling

CYC Numbers Served & Billed	FY25 July 2024- June 2025		Mid-FY26 July-December 2025	
	Served	Billed	Served	Billed*
Safety Net	28,381	21,143	15,884	11,379
Navigation	1,183	350	1,353	192
Total	29,564	21,493	17,237	11,571



*As reported by grantees

	Organization	Mid-FY26 Safety Net # Served	Mid-FY26 Navigation # Served	Mid-FY26 Safety Net # Billed	Mid-FY26 Navigation # Billed	Mid-FY26 # Served by Funding Area
Safety & Basic Needs	Adelante	776	341	415	0	7,327
	Restorative Justice Program	861	NA	861	NA	
	Santa Fe Recovery Center	NA	95	NA	20	
	The Food Depot	7,049	NA	6,000	NA	
	Youth Shelters and Family Services	28	7	24	7	
Early Childhood & Supplemental Education	ArtWorks	352	NA	352	NA	1,052
	Big Brothers Big Sisters	67	0	67	0	
	Communities in Schools	NS	495	NA	55	
	Growing Up New Mexico	NA	200	NA	13	
	SITE Santa Fe	915	NA	565	NA	
Youth Wellness	Cooking with Kids	4,697	NA	2,000	NA	3,192
	Gerard's House	119	127	55	9	
	Girls, Inc.	622	20	567	20	
	Parent Involvement Program	0	NA	0	NA	
	Teen Parent Program	19	19	10	19	
	The Sky Center	171	8	240	8	
	Wise Fool	44	0	39	0	
	WAVE	123	NA	150	NA	
	YouthWorks!	41	41	34	41	
		15,884	1,353	11,379	192	11,571
*As reported in grantees' Biannual Reports		Total # Served	17,237	Total # Billed	11,571	

Children & Youth Commission

City of Santa Fe – FY26 Mid-Year Report



Overview

Aspen Solutions assists grantees with data collection tools and processes, data analysis, reporting, and the Results-Based Accountability framework. **Between July 1, 2025, and December 31, 2025, Aspen Solutions led two technical assistance sessions plus open office hours with CYC grantees via Zoom.** These sessions focused on assisting grantees with identifying performance measures, taking an inventory of current data collection processes and tools, and creating evaluation tools for some grantees. Aspen Solutions participated in all CYC meetings, providing data, presentations, and guidance as appropriate. This report was compiled from reviewing grantee mid-year and end-of-year reports, informal interviews, and technical assistance

CYC's Vision:

A connected community where all children and youth have support and opportunity to thrive.

CYC's Mission: *We advocate for and provide resources to organizations and community projects. Together we creatively address barriers that result in outcomes by engaging children, youth, and families in Santa Fe.*

CYC Priority Areas

Safety & Basic Needs

Child Abuse & Neglect
Childcare Availability
Skipped School due to Safety
Food Insecurity
Housing Instability

Education

Pre-K Enrollment
Kindergarten Readiness
High School Graduation / GED
Chronic Absenteeism
Resiliency Factors

Youth Wellness

Pregnant Teens
Access to Early Prenatal Care
Consumption of Fruits/Veggies
Obesity
Substance Use
Mental Health
Youth 16-24 Not in School and Not Working
Delinquent Referrals

Children & Youth Commission

Grantee Progress Report for Mid-FY26 ~ July 2025 – December 2025

Table of Contents

Introduction	Page
Numbers Served and Billed	3
Program Accomplishments and Challenges	4
Safety & Basic Needs	Page
• Priority Indicators	6
• Adelante	8
• Restorative Justice Program	10
• Santa Fe Recovery Center	11
• The Food Depot	12
• Youth Shelters	13
Early Childhood & Supplemental Education	Page
• Priority Indicators	15
• ArtWorks	16
• Big Brothers Big Sisters	18
• Communities in Schools	19
• Growing Up New Mexico	21
• SITE Santa Fe	22
Youth Wellness	Page
• Priority Indicators	23
• Cooking with Kids	24
• Gerard's House	25
• Girls Inc.	27
• Parent Involvement Program & WAVE	28
• Teen Parent Center	31
• The Sky Center	32
• Wise Fool	34
• YouthWorks!	35

Adelante

Safety & Basic Needs - Housing and food insecurity
Supplemental Education - Graduation rates
Youth Wellness - Mental health

Adelante's mission is to strengthen opportunities for the academic achievement and life success of Santa Fe children and youth experiencing homelessness or housing insecurity. The CYC supports navigation/case management for 10 youth and their families, and services such as eviction prevention, utility payments, and academic support for 500 youth (\$87,100 per year).

<i>Adelante</i>	FY24 July 2023- June 2024	FY25 July 2024- June 2025	Mid-FY26 July 2025- Dec 2025
# of new program participants (Safety net)	1,099	1,095	776
# of clients helped by navigator	523	521	341
# of food bags distributed	2,068	2,973	883
# of eviction preventions	21 families 48 youth	31 families 68 youth	10 families 27 youth
# of utility connections	14 families 22 youth	7 families 21 youth	6 families 9 youth
# of housing placements	14 families 32 youth	15 families 41 youths	10 families 16 youth
# and % of seniors who graduated	78.4% (40 of 51)	82.9% (29 of 35)	Reported in Q4

Mid-FY26 Performance and Results

- During the first half of the 2025-2026 school year, Adelante served 776 students who were experiencing homelessness or housing instability, providing them with safety net services such as eviction prevention, utility payments, and academic support. Adelante exceeded their CYC target by 155%.
- All families qualifying for Adelante services were assigned a case manager, who connected them with community resources and financial assistance, as needed. During this reporting period, 341 Adelante children and families received case management services, which far surpassed the CYC target of ten.
- Outcomes noted for the first half of FY26, included ten families prevented from eviction, seven families had their utilities reconnected or avoided disconnection, and ten families were placed in housing.
- Adelante school liaisons and case managers attended over 2,100 meetings on behalf of students and families, such as meetings with student assistance teams,

The report has 1-2 pages covering each grantee, including their three-year performance measures, and a brief narrative on progress and any challenges or changes that occurred during the first half of the fiscal year.

Program Challenges

1. Workforce Capacity

- Staff turnover and vacancies impacted program continuity.
- Recruiting and retaining qualified staff remained difficult.

2. Youth Recruitment & Engagement

- Chronic absenteeism and competing activities affected participation.
- Some programs experienced inconsistent enrollment.

3. School System Constraints

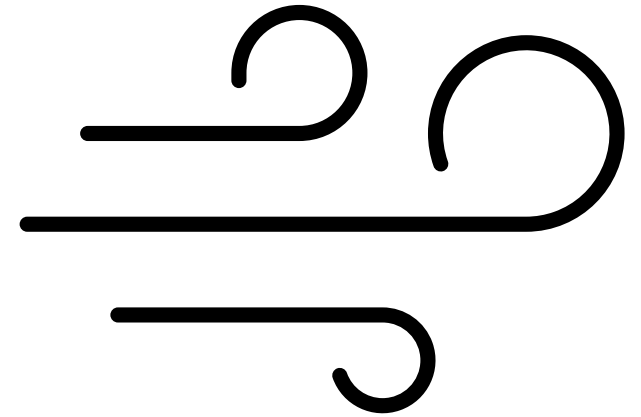
- School staff shortages and academic priorities limited program access in some sites.

4. Increasing Complexity of Family Needs

- Growing demand for support related to immigration enforcement, housing instability, financial hardship, and mental health needs.

5. External Pressures

- Rising costs of living for families.
- Nonprofit funding uncertainty and policy/environmental concerns.



What is Working Well

1. Strong Service Delivery

- Programs effectively reaching youth and families across Santa Fe.
- High demand reflects the value and relevance of services.

2. Holistic Support for Families


- Navigation and case management help stabilize families facing multiple challenges.
- Programs addressing social drivers of health alongside youth development.

3. Innovation and Adaptation

- Expansion to new schools and grade levels.
- New engagement strategies (e.g., attendance incentives, family supports).

4. Strengthening Organizational Capacity

- Expanded staffing and funding in some programs.
- Improved evaluation and feedback systems supporting continuous improvement.



Key Takeaways

1. Strong Community Reach

- Over 17,000 children, youth, and families served through safety-net services and youth programming.
- Several programs met or exceeded annual service targets by mid-year, demonstrating strong demand and engagement.

2. Comprehensive Family Support

- Programs provided case management and navigation connecting families to housing assistance, food access, behavioral health services, and educational supports.

3. Cross-Sector Collaboration

- Partnerships expanded with schools, behavioral health providers, arts and cultural organizations, and youth violence prevention initiatives.

THANK YOU!!!

1. What stood out to you or surprised you?
2. What questions do you have?
3. Do you have any ideas or suggestions for moving forward?



Natalie Skogerboe

natalie@aspensolutions.consulting

Ana Coghlan

acoghlan@aspensolutions.consulting

Aspen Solutions