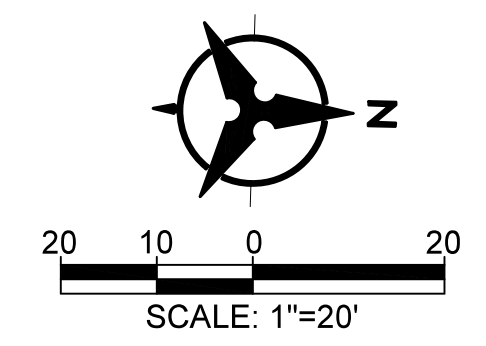


### SIGNING & STRIPING KEYED NOTES


- INSTALL REFLECTORIZED THERMOPLASTIC PAVEMENT MARKING - 4" SOLID WHITE STRIPE
  - INSTALL REFLECTORIZED THERMOPLASTIC PAVEMENT MARKING - 4" DASHED WHITE STRIPE. SEE DETAIL ON SHEET R114.
  - INSTALL REFLECTORIZED THERMOPLASTIC PAVEMENT MARKING - 4" DOUBLE SOLID YELLOW STRIPE
  - INSTALL 4" SOLID WHITE REFLECTORIZED THERMOPLASTIC PAVEMENT MARKING CHEVRONS (20' APART)
  - INSTALL REFLECTORIZED THERMOPLASTIC PAVEMENT MARKING - 6" DOTTED WHITE STRIPE (3' STRIPE w/ 9' GAP)
  - INSTALL REFLECTORIZED THERMOPLASTIC PAVEMENT MARKING - 6" SOLID WHITE STRIPE
  - INSTALL REFLECTORIZED THERMOPLASTIC PAVEMENT MARKING - 24" SOLID WHITE STOP BAR
  - INSTALL RETROREFLECTIVE PREFORMED PATTERNED OR THERMOPLASTIC PAVEMENT MARKING: LEFT ARROW, RIGHT ARROW OR THRU/RIGHT ARROW. SEE DETAIL ON SHEET R114.
  - INSTALL RETROREFLECTIVE PREFORMED PATTERNED PAVEMENT MARKING, WORD ONLY. SEE DETAIL ON SHEET R114.
  - INSTALL REFLECTORIZED THERMOPLASTIC PAVEMENT MARKING - 4" DOTTED WHITE STRIPE (3' STRIPE w/ 9' GAP)
  - INSTALL REFLECTORIZED THERMOPLASTIC PAVEMENT MARKING - RAILROAD CROSSING SYMBOL.
  - INSTALL REFLECTORIZED THERMOPLASTIC PAVEMENT MARKING - 4" DOTTED WHITE STRIPE (2' LINE, 4' SPACE), ERADICATE CONFLICTING PAVEMENT MARKINGS.
  - INSTALL REFLECTORIZED THERMOPLASTIC PAVEMENT MARKING - 4" DOTTED YELLOW STRIPE (2' LINE, 4' SPACE), ERADICATE CONFLICTING PAVEMENT MARKINGS.
  - INSTALL POST MOUNTED SIGN.
  - INSTALL REFLECTORIZED THERMOPLASTIC PAVEMENT MARKING - CROSSWALK: 24" WIDE THERMOPLASTIC PAVEMENT MARKING SPACED @ 5.25' O.C. (3.25' GAP), MARKING SHALL BE OUTSIDE OF WHEEL PATH.
  - EXISTING STRIPING TO REMAIN.
  - PAINT MEDIAN NOSE YELLOW FOR 10 LF.
  - INSTALL REFLECTORIZED THERMOPLASTIC PAVEMENT MARKING - CROSSWALK: 18" WIDE THERMOPLASTIC PAVEMENT MARKING SPACED @ 4.25' O.C. (2.75' GAP), MARKING SHALL BE OUTSIDE OF WHEEL PATH.
  - REINSTALL EXISTING POST MOUNTED STREET SIGN.
  - INSTALL SIGN.
- NOTE: NOT ALL KEYED NOTES MAY APPLY TO THIS SHEET.

### NOTES

- ALL SIGNING & STRIPING SHALL BE INSTALLED IN ACCORDANCE WITH THE LATEST EDITION OF THE MUTCD.
- CONTRACTOR SHALL REMOVE ALL CONFLICTING EXISTING PAVEMENT MARKINGS. STRIPING ERADICATION SHALL BE ACCOMPLISHED BY WATER BLASTING OR SURFACE PLANING OF THE ROADWAY TO A MAX. DEPTH OF 1/4" AND A WIDTH EQUAL TO TWICE THE WIDTH OF THE STRIPE OR MARKING TO BE REMOVED.
- IF USED, STOP BAR STRIPES SHALL BE PLACED 4' IN ADVANCE OF AND PARALLEL TO THE NEAREST CROSSWALK LINE.
- ALL REFLECTORIZED THERMOPLASTIC PAVEMENT MARKINGS SHALL BE PPG PREMARK XF PREFORMED THERMOPLASTIC.
- PAVEMENT WORD AND SYMBOL MARKINGS SHOULD BE PROPORTIONALLY SCALED TO FIT WITHIN THE WIDTH OF THE FACILITY UPON WHICH THEY ARE APPLIED.
- ALL SIGN SHEETING SHALL BE 3M DIAMOND GRADE 3G OR APPROVED EQUAL WITH ANTI-GRAFFITI UV RESISTANT FILM OVLAY.



SURVEY INFORMATION	
FIELD NOTES	DATE
NO.	
BY	

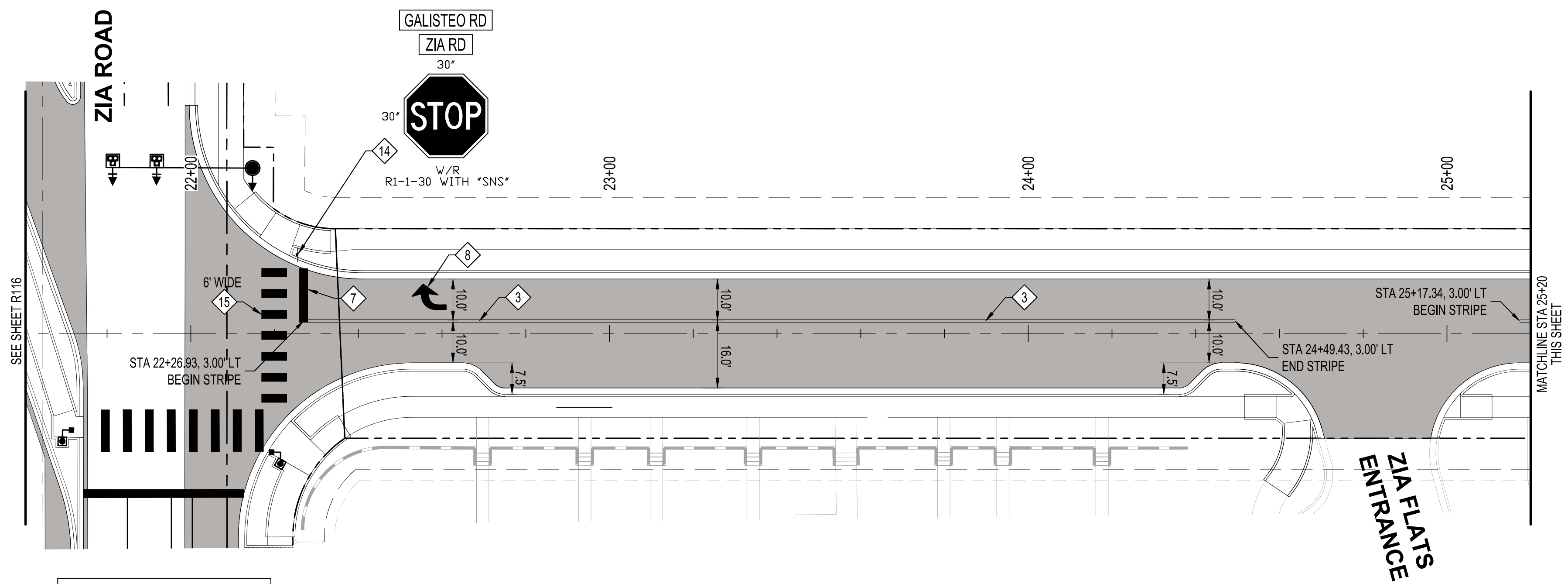


No.	Date	REVISIONS	By	DATE
				3/2024
				3/2024
				3/2024

## CITY OF SANTA FE

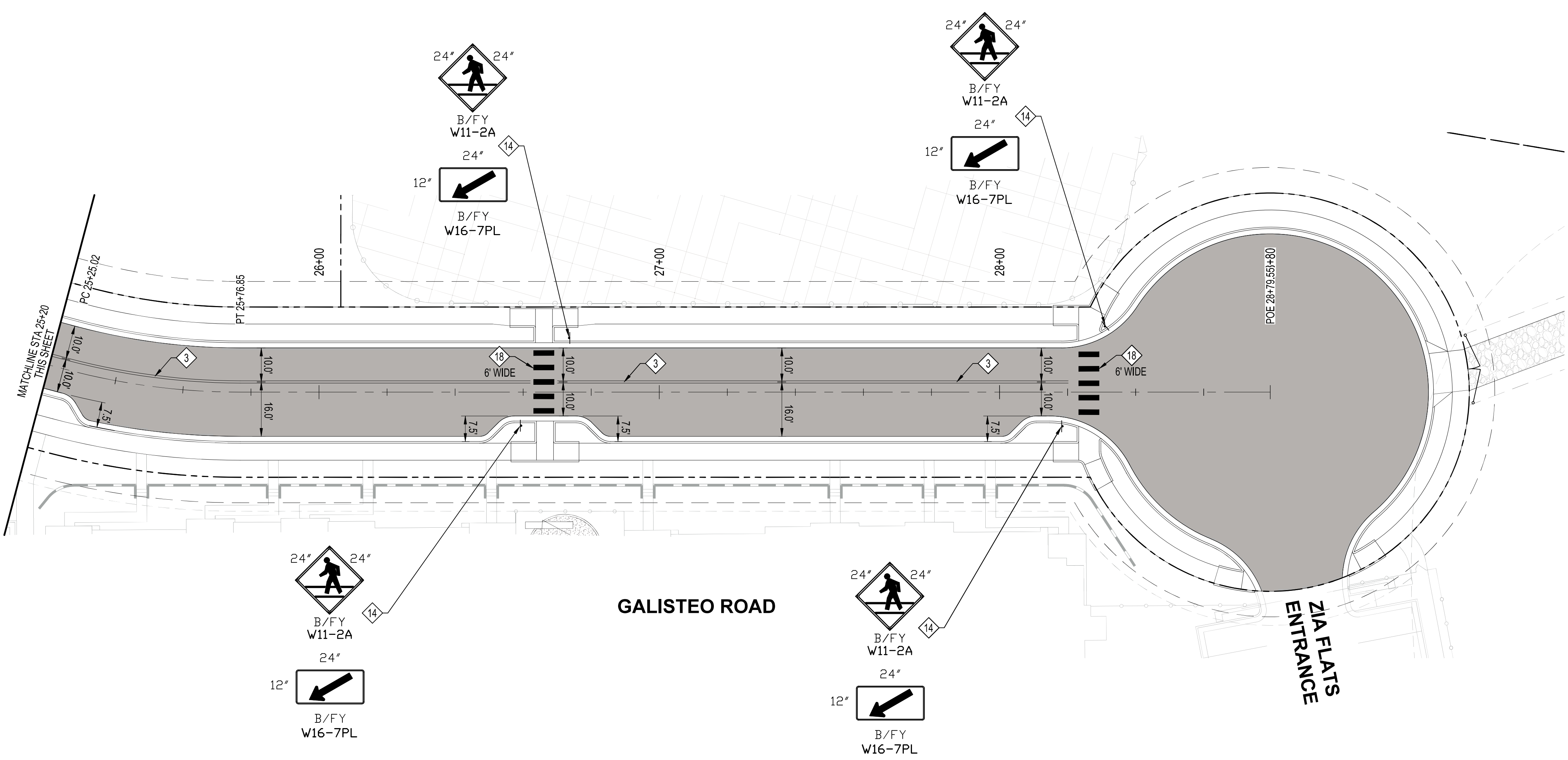
Department	Signature on file See cover sheet	PROJECT:
Wastewater		ZIA STATION
Water		FINAL DEVELOPMENT PLAN
Streets		TITLE:
Traffic		GALISTEO ROAD
Fire		SIGNING & STRIPING PLAN
Landscape		Sheet
Subdivision review		R116





NOTE: SEE SHEETS S103 & S104 FOR HAWK SIGNAL PLAN AND DETAILS.

GALISTEO ROAD



GALISTEO ROAD

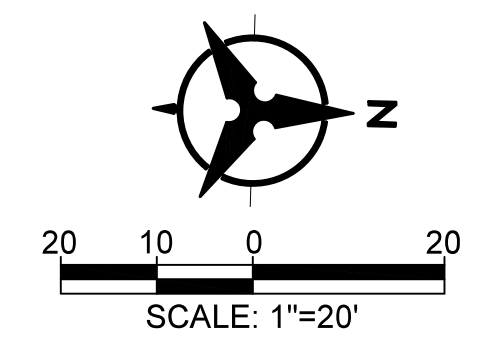
ZIA FLATS ENTRANCE

### SIGNING & STRIPING KEYED NOTES

1. INSTALL REFLECTORIZED THERMOPLASTIC PAVEMENT MARKING - 4" SOLID WHITE STRIPE
  2. INSTALL REFLECTORIZED THERMOPLASTIC PAVEMENT MARKING - 4" DASHED WHITE STRIPE. SEE DETAIL ON SHEET R114.
  3. INSTALL REFLECTORIZED THERMOPLASTIC PAVEMENT MARKING - 4" DOUBLE SOLID YELLOW STRIPE
  4. INSTALL 4" SOLID WHITE REFLECTORIZED THERMOPLASTIC PAVEMENT MARKING CHEVRONS (20' APART)
  5. INSTALL REFLECTORIZED THERMOPLASTIC PAVEMENT MARKING - 6" DOTTED WHITE STRIPE (3' STRIPE w/ 9' GAP)
  6. INSTALL REFLECTORIZED THERMOPLASTIC PAVEMENT MARKING - 6" SOLID WHITE STRIPE
  7. INSTALL REFLECTORIZED THERMOPLASTIC PAVEMENT MARKING - 24" SOLID WHITE STOP BAR
  8. INSTALL RETROREFLECTIVE PREFORMED PATTERNED OR THERMOPLASTIC PAVEMENT MARKING: LEFT ARROW, RIGHT ARROW OR THRU/RIGHT ARROW. SEE DETAIL ON SHEET R114.
  9. INSTALL RETROREFLECTIVE PREFORMED PATTERNED PAVEMENT MARKING, WORD ONLY. SEE DETAIL ON SHEET R114.
  10. INSTALL REFLECTORIZED THERMOPLASTIC PAVEMENT MARKING - 4" DOTTED WHITE STRIPE (3' STRIPE w/ 9' GAP)
  11. INSTALL REFLECTORIZED THERMOPLASTIC PAVEMENT MARKING - RAILROAD CROSSING SYMBOL.
  12. INSTALL REFLECTORIZED THERMOPLASTIC PAVEMENT MARKING - 4" DOTTED WHITE STRIPE (2' LINE, 4' SPACE), ERADICATE CONFLICTING PAVEMENT MARKINGS.
  13. INSTALL REFLECTORIZED THERMOPLASTIC PAVEMENT MARKING - 4" DOTTED YELLOW STRIPE (2' LINE, 4' SPACE), ERADICATE CONFLICTING PAVEMENT MARKINGS.
  14. INSTALL POST MOUNTED SIGN.
  15. INSTALL REFLECTORIZED THERMOPLASTIC PAVEMENT MARKING - CROSSWALK, 24" WIDE THERMOPLASTIC PAVEMENT MARKING SPACED @ 5.25' O.C. (3.25' GAP), MARKING SHALL BE OUTSIDE OF WHEEL PATH.
  16. EXISTING STRIPING TO REMAIN.
  17. PAINT MEDIAN NOSE YELLOW FOR 10 LF.
  18. INSTALL REFLECTORIZED THERMOPLASTIC PAVEMENT MARKING - CROSSWALK, 18" WIDE THERMOPLASTIC PAVEMENT MARKING SPACED @ 4.25' O.C. (2.75' GAP), MARKING SHALL BE OUTSIDE OF WHEEL PATH.
  19. REINSTALL EXISTING POST MOUNTED STREET SIGN.
  20. INSTALL SIGN.
- NOTE: NOT ALL KEYED NOTES MAY APPLY TO THIS SHEET.

### NOTES

1. ALL SIGNING & STRIPING SHALL BE INSTALLED IN ACCORDANCE WITH THE LATEST EDITION OF THE MUTCD.
2. CONTRACTOR SHALL REMOVE ALL CONFLICTING EXISTING PAVEMENT MARKINGS. STRIPING ERADICATION SHALL BE ACCOMPLISHED BY WATER BLASTING OR SURFACE PLANING OF THE ROADWAY TO A MAX. DEPTH OF 1/4" AND A WIDTH EQUAL TO TWICE THE WIDTH OF THE STRIPE OR MARKING TO BE REMOVED.
3. IF USED, STOP BAR STRIPES SHALL BE PLACED 4' IN ADVANCE OF AND PARALLEL TO THE NEAREST CROSSWALK LINE.
4. ALL REFLECTORIZED THERMOPLASTIC PAVEMENT MARKINGS SHALL BE PPG PREMARK XF PREFORMED THERMOPLASTIC.
5. PAVEMENT WORD AND SYMBOL MARKINGS SHOULD BE PROPORTIONALLY SCALED TO FIT WITHIN THE WIDTH OF THE FACILITY UPON WHICH THEY ARE APPLIED.
6. ALL SIGN SHEETING SHALL BE 3M DIAMOND GRADE 3G OR APPROVED EQUAL WITH ANTI-GRAFFITI UV RESISTANT FILM OVLAY.



SURVEY INFORMATION		FIELD NOTES	
NO.	BY	NO.	DATE

ENGINEER'S SEAL

No.	Date	REVISIONS	By
		DESIGN	

Designed By: GSB DATE: 3/2024  
 Drawn By: BO DATE: 3/2024  
 Checked By: GSB DATE: 3/2024

## CITY OF SANTA FE

Department	Signature on file	See cover sheet
Wastewater		
Water		
Streets		
Traffic		
Fire		
Landscape		
Subdivision review		

PROJECT:  
**ZIA STATION  
 FINAL DEVELOPMENT PLAN**

TITLE:  
**GALISTEO ROAD  
 STRIPING & SIGNING PLAN**