

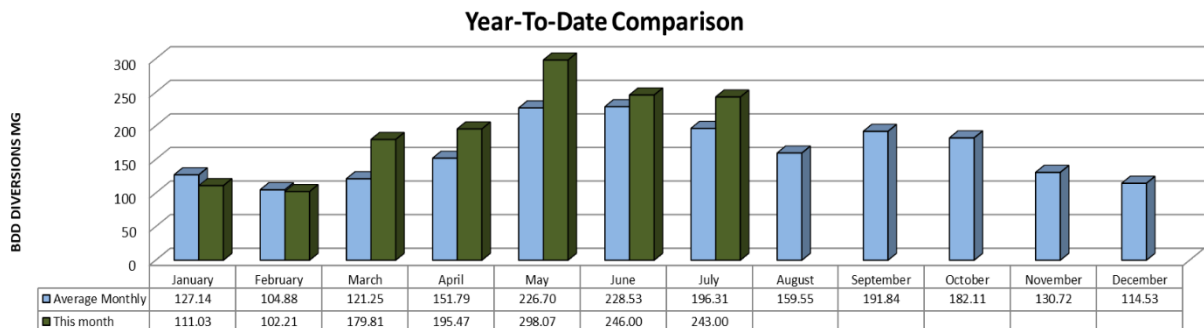
**Date:** August 7, 2025  
**To:** Buckman Direct Diversion Board  
**From:** Matthew Sandoval, BDD Operations Superintendent  
**Subject:** Update on BDD Operations for the Months of June and July 2025

**ITEM:**

1. This memorandum is to update the Buckman Direct Diversion Board (BDDDB) on BDD operations during the months of June and July 2025. The BDD diversions and deliveries have averaged, in Million Gallons Per Day (MGD), as follows:
  - a. Raw water diversions:
    - June 8.20 MGD
    - July 7.87 MGD
  - b. Drinking water deliveries through Booster Station 4A/5A:
    - June 7.21 MGD
    - July 6.78 MGD
  - c. Raw water delivery to Las Campanas at BS2A:
    - June 0.89 MGD
    - July 0.84 MGD
  
2. Water supply to the City and County from all sources.

|                          | Jun-25 | Jun-24 |                          | Jul-25 | Jul-24 |
|--------------------------|--------|--------|--------------------------|--------|--------|
| BDD Canyon Rd WTP        | 58.70% | 47.00% | BDD Canyon Rd WTP        | 55.30% | 47.30% |
| City Wells Buckman Wells | 16.70% | 30.20% | City Wells Buckman Wells | 20.10% | 25.60% |
|                          | 17.70% | 14.40% |                          | 12.60% | 16.10% |
|                          | 6.90%  | 8.40%  |                          | 12.00% | 11.00% |

3. The BDD year-to-date diversions are depicted below:





## Regional Water Overview

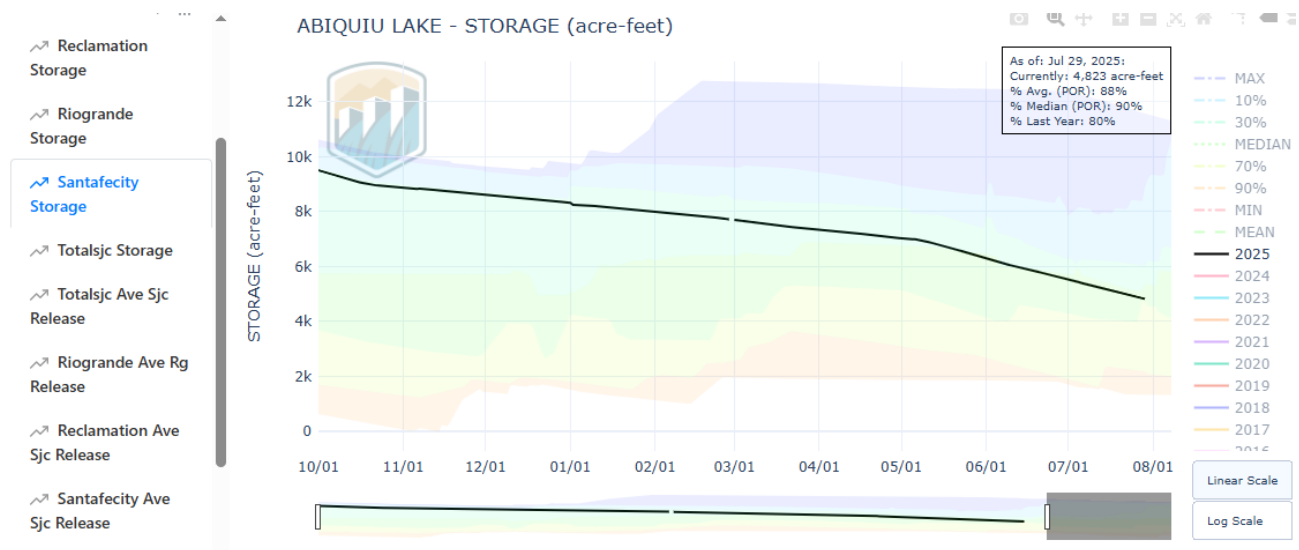
Daily metered regional water demand for each month averaged approximately:

- 11.4 MGD for the month of June 2025
- 12 MGD for the month of July 2025

Rio Grande flows averaged approximately:

- 621 CFS (cubic feet per second) for June 2025.
- 308 CFS (cubic feet per second) for July 2025.

City/County/Las Campanas Storage- as updated by partners. As of July 29, 2025 City of SF Abiquiu SJC storage is at about 4,823 AF.



## Regional Water Supply

CRWTP reservoir storage: Nichols: 0% McClure: 49% Watershed Inflow: 5.42 MGD

- Santa Fe SNOTEL
  - Cumulative snow Water/Equiv. Inches 0
  - Cumulative Snow in Depth in Inches 0

### Current Rio Grande Watershed Snowpack Storage Data:

The Current Upper Rio Grande Basin Index is 0% of the historic median value for Snow Water Equivalent (SWE) given that snowpack has completely ablated and 76% of the historic median value for precipitation meaning that storage in this basin is below historical averages. BDD will need to be strategic with how it diverts and stores water as flows in the Rio Grande are anticipated to be low.

Source: <https://wcc.sc.egov.usda.gov/>

### Current El Niño Southern Oscillation (ENSO) Status Summary

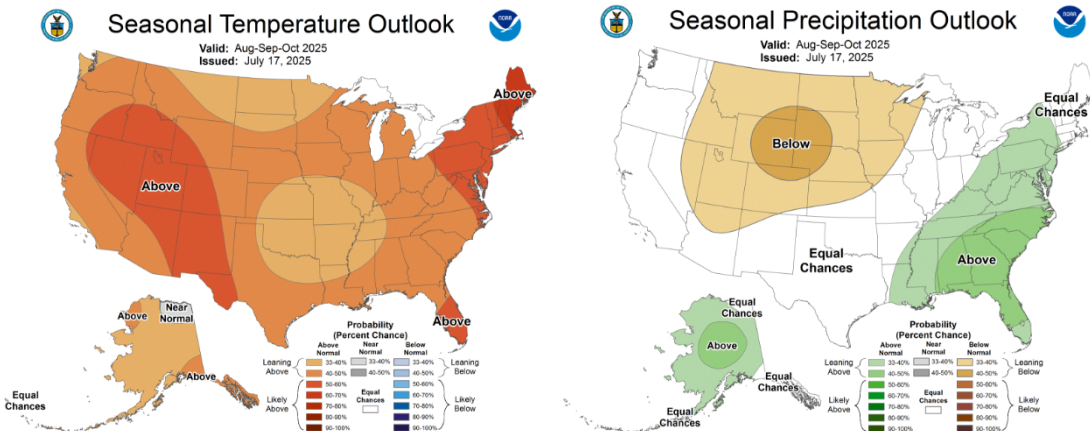
As of mid-July 2025, the current ENSO (El Niño-Southern Oscillation) status is neutral. Sea surface temperatures in the Niño 3.4 region of the equatorial Pacific are close to average, with the latest weekly Niño 3.4 index at  $-0.26\text{ }^{\circ}\text{C}$ , well within the neutral range ( $-0.8\text{ }^{\circ}\text{C}$  to  $+0.8\text{ }^{\circ}\text{C}$ ). Atmospheric indicators, such as trade winds, cloudiness, and the Southern Oscillation Index (SOI), also align with ENSO-neutral conditions. Forecasts indicate a 65-75% chance of neutral conditions persisting through September 2025, with a slight increase in the probability of La Niña conditions (up to 35%) developing by late 2025 or early 2026. El Niño development remains unlikely during this period.

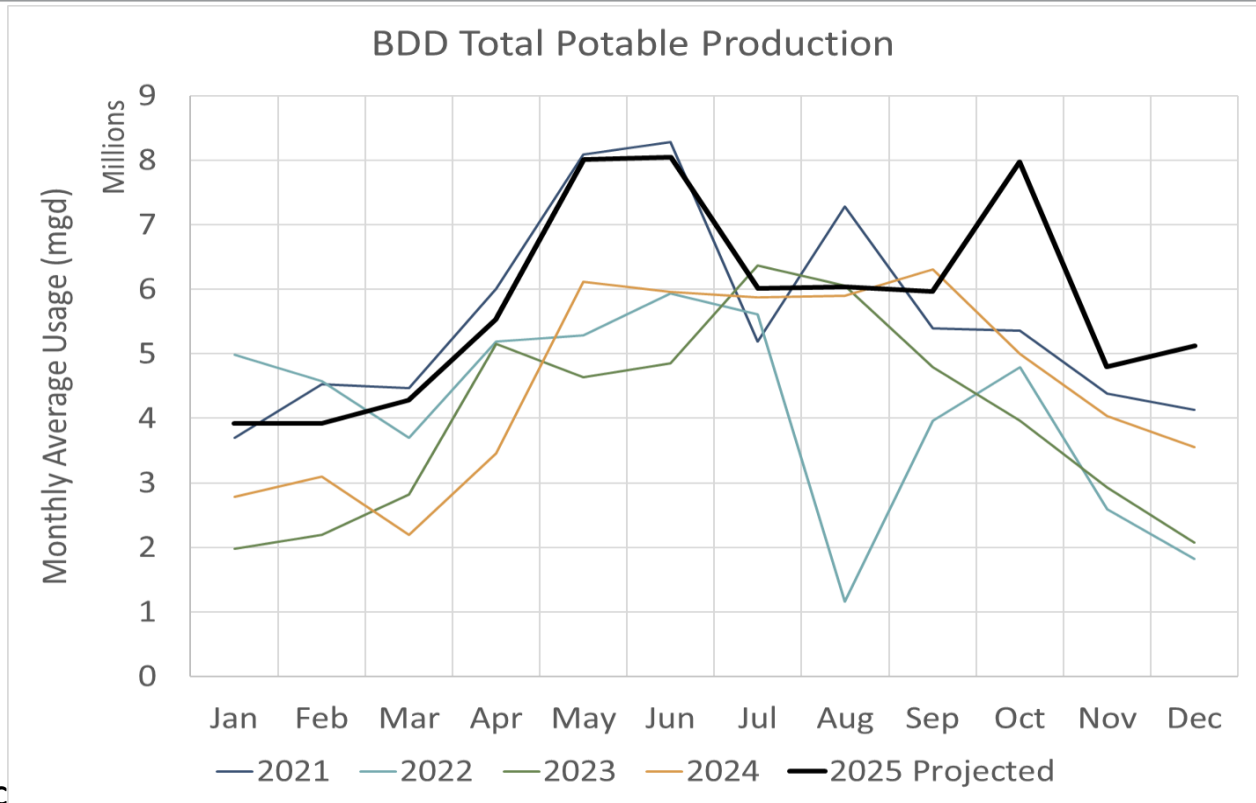
Source: [cpc.ncep.noaa.gov](http://cpc.ncep.noaa.gov)

### Seasonal Precipitation and Temperature Outlooks:

The current precipitation outlook is equal chances for the region while the current temperature outlook is above average for the region. Maps of this forecast are pictured below.

Source: [https://www.cpc.ncep.noaa.gov/products/predictions/long\\_range/seasonal.php?lead=1](https://www.cpc.ncep.noaa.gov/products/predictions/long_range/seasonal.php?lead=1)





C

Million Gallons per Day (MGD)

|             | 2021  | 2022  | 2023  | 2024  | Grand Total | 2025 Projected |
|-------------|-------|-------|-------|-------|-------------|----------------|
| Jan         | 3.70  | 4.98  | 1.98  | 2.78  | 13.45       | 3.92           |
| Feb         | 4.53  | 4.57  | 2.20  | 3.10  | 14.40       | 3.92           |
| Mar         | 4.47  | 3.70  | 2.82  | 2.20  | 13.19       | 4.28           |
| Apr         | 6.01  | 5.19  | 5.16  | 3.46  | 19.82       | 5.53           |
| May         | 8.09  | 5.28  | 4.63  | 6.12  | 24.12       | 8.01           |
| Jun         | 8.28  | 5.94  | 4.85  | 5.96  | 25.03       | 8.05           |
| Jul         | 5.19  | 5.61  | 6.37  | 5.87  | 23.03       | 6.01           |
| Aug         | 7.28  | 1.16  | 6.06  | 5.90  | 20.40       | 6.04           |
| Sep         | 5.39  | 3.96  | 4.80  | 6.31  | 20.46       | 5.97           |
| Oct         | 5.36  | 4.79  | 3.97  | 5.00  | 19.11       | 7.98           |
| Nov         | 4.38  | 2.59  | 2.93  | 4.03  | 13.94       | 4.79           |
| Dec         | 4.13  | 1.83  | 2.07  | 3.56  | 11.58       | 5.13           |
| Grand Total | 66.80 | 49.62 | 47.82 | 54.29 | 218.54      |                |



## Buckman Direct Diversion Monthly SJC and Native Diversions

Jul-25

In Acre-Feet

| Month        | Total SJC + Native Rights | SP-4842 RG Native COUNTY | SD-04842-A RG Native VIA SFC LAS CAMPANAS | SJC Call Total   | SP-2847-E SJC Call CITY | SP-2847-N-A SJC Call LAS CAMPANAS | SP-2847-E SJC Undiverted CITY | All Partners Conveyance Losses |
|--------------|---------------------------|--------------------------|---|------------------|-------------------------|-----------------------------------|-------------------------------|--------------------------------|
| JAN          | 328.672                   | 113.650                  | 0.000                                     | 215.022          | 215.022                 | 0.000                             | 0.000                         | 2.007                          |
| FEB          | 316.752                   | 29.051                   | 0.000                                     | 287.700          | 287.700                 | 0.000                             | 0.000                         | 2.777                          |
| MAR          | 567.598                   | 258.039                  | 0.000                                     | 309.559          | 309.559                 | 0.000                             | 0.000                         | 2.859                          |
| APR          | 680.921                   | 473.800                  | 0.000                                     | 207.121          | 207.121                 | 0.000                             | 0.000                         | 1.882                          |
| MAY          | 925.142                   | 293.541                  | 0.000                                     | 631.601          | 631.601                 | 0.000                             | 0.000                         | 4.014                          |
| JUN          | 763.289                   | 65.282                   | 0.000                                     | 698.007          | 698.007                 | 0.000                             | 0.000                         | 4.290                          |
| JUL          | 756.325                   | 33.661                   | 0.000                                     | 722.664          | 722.664                 | 0.000                             | 0.000                         | 3.288                          |
| AUG          | 0.000                     | 0.000                    | 0.000                                     | 0.000            | 0.000                   | 0.000                             | 0.000                         | 0.000                          |
| SEP          | 0.000                     | 0.000                    | 0.000                                     | 0.000            | 0.000                   | 0.000                             | 0.000                         | 0.000                          |
| OCT          | 0.000                     | 0.000                    | 0.000                                     | 0.000            | 0.000                   | 0.000                             | 0.000                         | 0.000                          |
| NOV          | 0.000                     | 0.000                    | 0.000                                     | 0.000            | 0.000                   | 0.000                             | 0.000                         | 0.000                          |
| DEC          | 0.000                     | 0.000                    | 0.000                                     | 0.000            | 0.000                   | 0.000                             | 0.000                         | 0.000                          |
| <b>TOTAL</b> | <b>4,338.699</b>          | <b>1,267.025</b>         | <b>0.000</b>                              | <b>3,071.675</b> | <b>3,071.675</b>        | <b>0.000</b>                      | <b>0.000</b>                  | <b>21.117</b>                  |

## In Million Gallons

| Month        | Native COUNTY  | SFC Native Las Campanas | SJC TOTAL      | SJC CITY       | SJC Las Campanas | SJC Undiverted CITY | All Partners Diversions |
|--------------|----------------|-------------------------|----------------|----------------|------------------|---------------------|-------------------------|
| JAN          | 37.020         | 0.000                   | 69.287         | 69.287         | 0.000            | 0.000               | 106.307                 |
| FEB          | 9.463          | 0.000                   | 92.677         | 92.677         | 0.000            | 0.000               | 102.140                 |
| MAR          | 84.052         | 0.000                   | 99.760         | 99.760         | 0.000            | 0.000               | 183.812                 |
| APR          | 154.332        | 0.000                   | 66.758         | 66.758         | 0.000            | 0.000               | 221.090                 |
| MAY          | 95.616         | 0.000                   | 203.416        | 203.416        | 0.000            | 0.000               | 299.032                 |
| JUN          | 21.265         | 0.000                   | 224.877        | 224.877        | 0.000            | 0.000               | 246.141                 |
| JUL          | 10.965         | 0.000                   | 232.854        | 232.854        | 0.000            | 0.000               | 243.819                 |
| AUG          | 0.000          | 0.000                   | 0.000          | 0.000          | 0.000            | 0.000               | 0.000                   |
| SEP          | 0.000          | 0.000                   | 0.000          | 0.000          | 0.000            | 0.000               | 0.000                   |
| OCT          | 0.000          | 0.000                   | 0.000          | 0.000          | 0.000            | 0.000               | 0.000                   |
| NOV          | 0.000          | 0.000                   | 0.000          | 0.000          | 0.000            | 0.000               | 0.000                   |
| DEC          | 0.000          | 0.000                   | 0.000          | 0.000          | 0.000            | 0.000               | 0.000                   |
| <b>TOTAL</b> | <b>412.712</b> | <b>0.000</b>            | <b>989.630</b> | <b>989.630</b> | <b>0.000</b>     | <b>0.000</b>        | <b>1,402.341</b>        |



| Buckman Direct Diversion Monthly SJC and Native Diversions |                           |                          |   |                  |                         |                                   |                               |                                |
|--|---------------------------|--------------------------|---|------------------|-------------------------|-----------------------------------|-------------------------------|--------------------------------|
| Dec-24   |                           | In Acre-Feet             |   |                  |                         |                                   |                               |                                |
| Month  | Total SJC + Native Rights | SP-4842 RG Native COUNTY | SD-04842-A RG Native VIA SFC LAS CAMPANAS | SJC Call Total   | SP-2847-E SJC Call CITY | SP-2847-N-A SJC Call LAS CAMPANAS | SP-2847-E SJC Undiverted CITY | All Partners Conveyance Losses |
| JAN  | 283.691                   | 91.173                   | 0.000                                     | 192.518          | 192.518                 | 0.000                             | 0.000                         | 1.986                          |
| FEB  | 293.064                   | 112.967                  | 0.000                                     | 180.097          | 180.097                 | 0.000                             | 0.000                         | 1.858                          |
| MAR  | 217.014                   | 95.914                   | 0.000                                     | 121.100          | 121.100                 | 0.000                             | 0.000                         | 1.475                          |
| APR  | 396.998                   | 255.245                  | 67.230                                    | 74.523           | 74.523                  | 0.000                             | 0.000                         | 1.004                          |
| MAY  | 750.899                   | 395.038                  | 123.438                                   | 232.423          | 232.423                 | 0.000                             | 0.000                         | 1.347                          |
| JUN  | 642.136                   | 371.118                  | 7.114                                     | 263.905          | 263.905                 | 0.000                             | 0.000                         | 1.743                          |
| JUL  | 652.169                   | 320.362                  | 74.513                                    | 257.295          | 257.295                 | 0.000                             | 0.000                         | 1.166                          |
| AUG  | 647.277                   | 0.000                    | 0.000                                     | 659.885          | 659.885                 | 0.000                             | 12.608                        | 3.210                          |
| SEP  | 666.797                   | 0.000                    | 0.000                                     | 776.587          | 776.587                 | 0.000                             | 109.791                       | 3.604                          |
| OCT  | 612.559                   | 0.000                    | 0.000                                     | 631.170          | 631.170                 | 0.000                             | 18.612                        | 5.811                          |
| NOV  | 385.574                   | 154.074                  | 0.000                                     | 231.501          | 231.501                 | 0.000                             | 0.000                         | 1.755                          |
| DEC  | 353.083                   | 214.183                  | 0.000                                     | 138.900          | 138.900                 | 0.000                             | 0.000                         | 1.053                          |
| <b>TOTAL</b>   | <b>5,901.261</b>          | <b>2,010.073</b>         | <b>272.294</b>                            | <b>3,759.904</b> | <b>3,759.904</b>        | <b>0.000</b>                      | <b>141.010</b>                | <b>26.014</b>                  |
| In Million Gallons   |                           |                          |   |                  |                         |                                   |                               |                                |
| Month  | Native COUNTY             | SFC Native Las Campanas  | SJC TOTAL                                 | SJC CITY         | SJC Las Campanas        | SJC Undiverted CITY               | All Partners Diversions       |                                |
| JAN  | 29.698                    | 0.000                    | 61.974                                    | 61.974           | 0.000                   | 0.000                             | 91.672                        |                                |
| FEB  | 36.797                    | 0.000                    | 57.976                                    | 57.976           | 0.000                   | 0.000                             | 94.773                        |                                |
| MAR  | 31.242                    | 0.000                    | 38.910                                    | 38.910           | 0.000                   | 0.000                             | 70.153                        |                                |
| APR  | 83.142                    | 21.899                   | 23.913                                    | 23.913           | 0.000                   | 0.000                             | 128.954                       |                                |
| MAY  | 128.677                   | 40.208                   | 74.921                                    | 74.921           | 0.000                   | 0.000                             | 243.805                       |                                |
| JUN  | 120.885                   | 2.317                    | 84.961                                    | 84.961           | 0.000                   | 0.000                             | 208.164                       |                                |
| JUL  | 104.352                   | 24.271                   | 82.879                                    | 82.879           | 0.000                   | 0.000                             | 211.503                       |                                |
| AUG  | 0.000                     | 0.000                    | 208.462                                   | 208.462          | 0.000                   | 4.107                             | 208.462                       |                                |
| SEP  | 0.000                     | 0.000                    | 214.522                                   | 214.522          | 0.000                   | 35.762                            | 214.522                       |                                |
| OCT  | 0.000                     | 0.000                    | 197.347                                   | 197.347          | 0.000                   | 6.062                             | 197.347                       |                                |
| NOV  | 50.187                    | 0.000                    | 74.729                                    | 74.729           | 0.000                   | 0.000                             | 124.916                       |                                |
| DEC  | 69.766                    | 0.000                    | 44.837                                    | 44.837           | 0.000                   | 0.000                             | 114.604                       |                                |
| <b>TOTAL</b>   | <b>654.747</b>            | <b>88.695</b>            | <b>1,165.432</b>                          | <b>1,165.432</b> | <b>0.000</b>            | <b>45.932</b>                     | <b>1,908.874</b>              |                                |