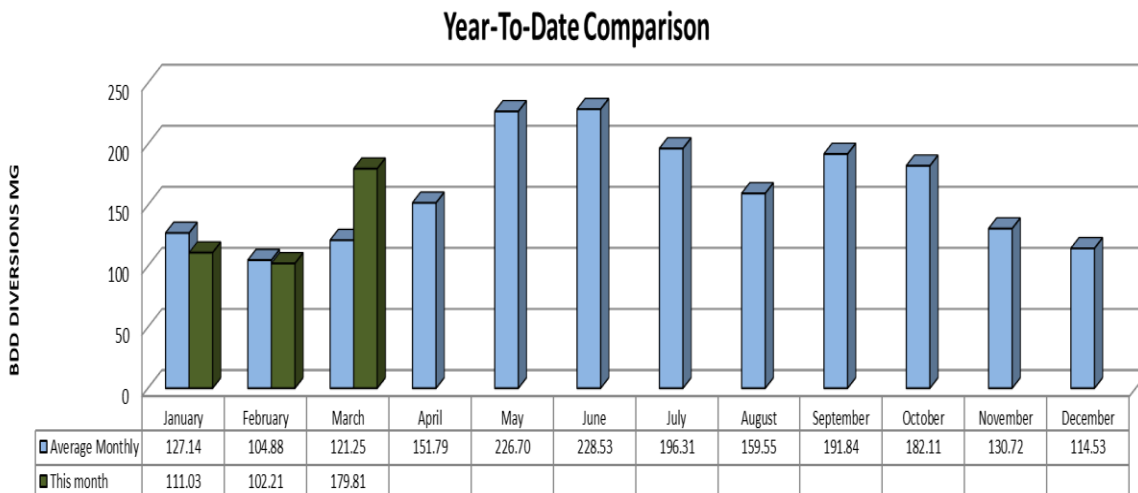


**Date:** April 3, 2025  
**To:** Buckman Direct Diversion Board  
**From:** Matthew Sandoval, BDD Operations Superintendent  
**Subject:** Update on BDD Operations for the Month of March 2025

**ITEM:**

1. This memorandum is to update the Buckman Direct Diversion Board (BDDDB) on BDD operations during the month of March 2025. The BDD diversions and deliveries have averaged, in Million Gallons Per Day (MGD), as follows:
  - a. Raw water diversions: 5.99 MGD
  - b. Drinking water deliveries through Booster Station 4A/5A: 5.20 MGD
  - c. Raw water delivery to Las Campanas at BS2A: 0.59 MGD
2. The BDD provided approximately 70.5% of the water supply to the City and County for the month.
3. The BDD year-to-date diversions are depicted below:
- 4.

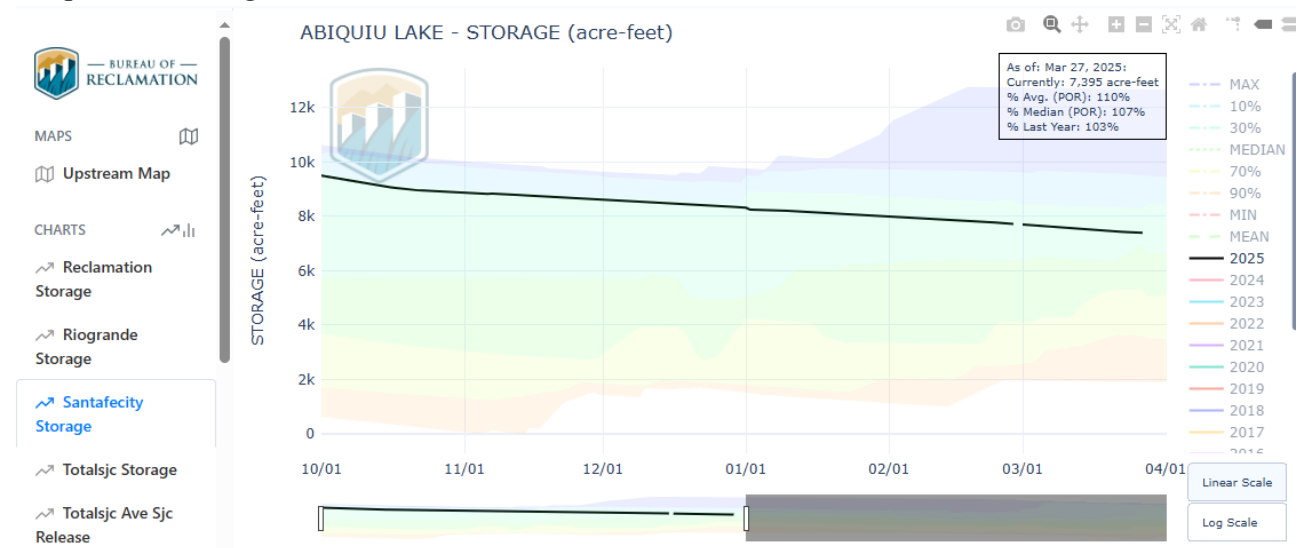


## Regional Water Overview

Daily metered regional water demand for the month of March 2025 was approximately: 6.3 MGD

Rio Grande flows for March 2025 averaged approximately 620 CFS (cubic feet per second).

City/County/Las Campanas Storage- as updated by partners. As of March 27, 2025 City of SF Abiquiu SJC storage is at about 7,395 AF.



As of January 1, 2025, the allocable volume in Heron Reservoir was zero acre-feet. There has been no significant inflow into Heron Reservoir for 2025.

## Regional Water Supply

CRWTP reservoir storage: Nichols: 0% McClure: 39.10% Watershed Inflow: 1.76 MGD

- Santa Fe SNOTEL
  - Cumulative snow Water/Equiv. Inches      4.1
  - Cumulative Snow in Depth in Inches      12.0

## Current Rio Grande Watershed Snowpack Storage Data:

The Current Upper Rio Grande Basin Index is 60% of the historic median value for Snow Water Equivalent (SWE) and 70% of the historic median value for precipitation meaning that snow storage in this basin is historically low. BDD will need to be strategic with how it diverts and stores water as flows in the Rio Grande are anticipated to be quite low.

Source: <https://wcc.sc.egov.usda.gov/>

### Current El Niño Southern Oscillation (ENSO) Status Summary

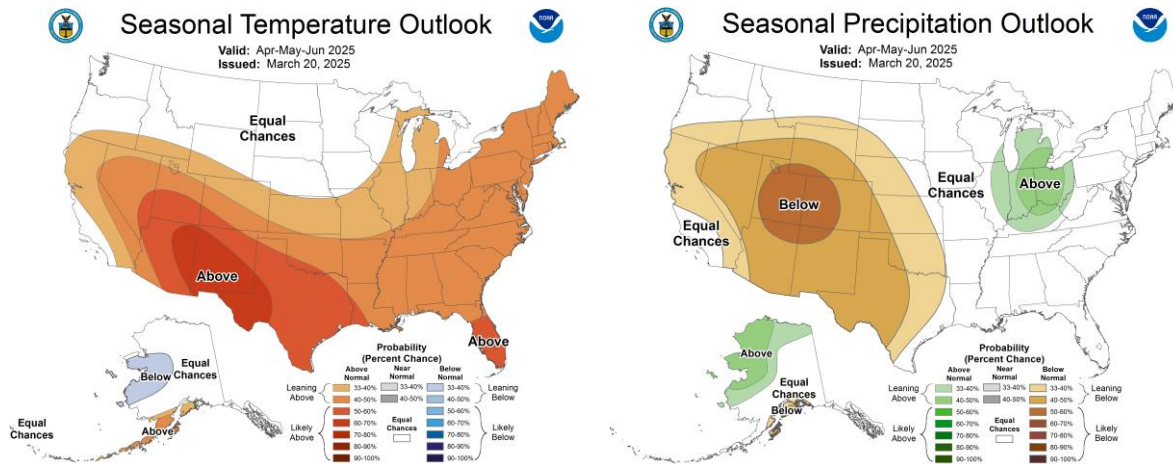
As of March 31, 2025, the current ENSO (El Niño-Southern Oscillation) status is transitioning from weak La Niña conditions to an ENSO-neutral state. Forecasts indicate a high probability (around 91%) of ENSO-neutral conditions persisting from March to May 2025, with expectations that this neutral state will continue through the Northern Hemisphere summer, with a 62% chance through June-August 2025. The equatorial Pacific is showing signs of this shift, supported by weakening subsurface temperature anomalies and atmospheric patterns aligning with neutral conditions.

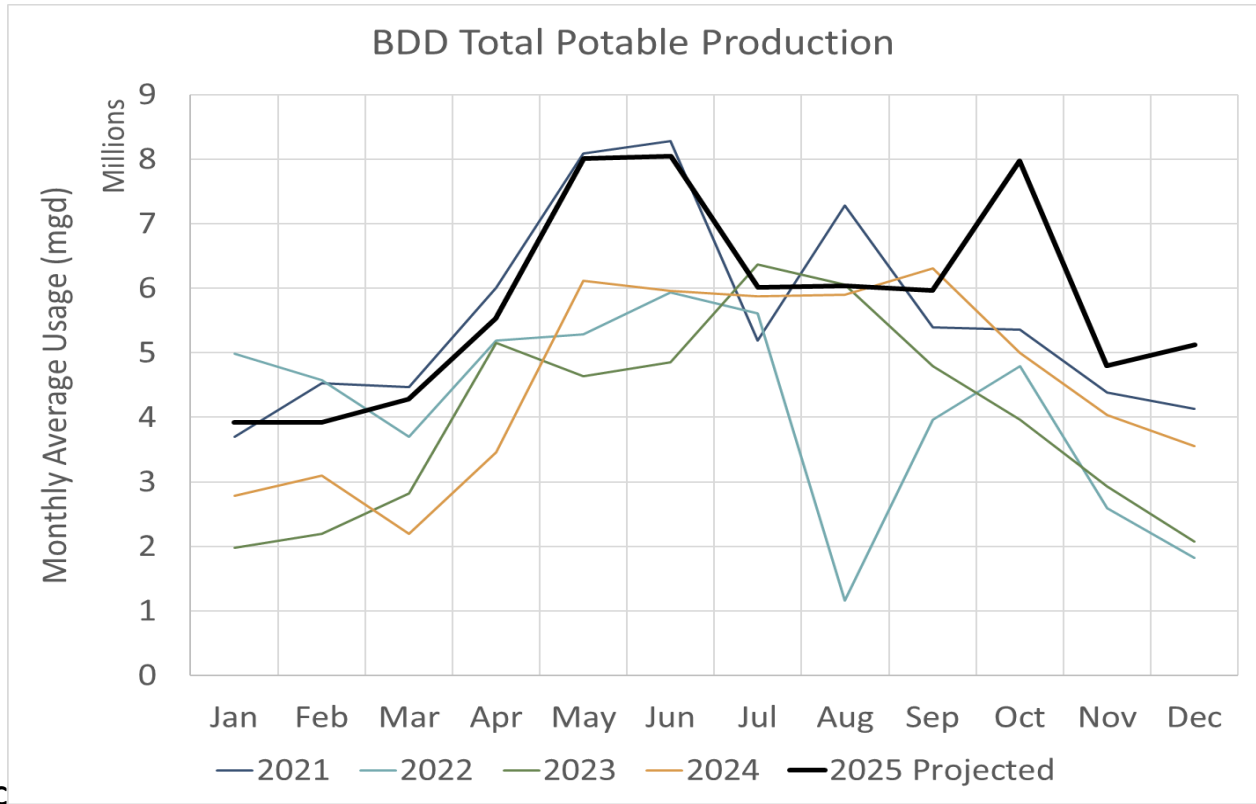
Source: [cpc.ncep.noaa.gov](https://cpc.ncep.noaa.gov)

### Seasonal Precipitation and Temperature Outlooks:

The current precipitation outlook is leaning below average for the region while the current temperature outlook is leaning above average for the region. Maps of this forecast are pictured below.

Source: [https://www.cpc.ncep.noaa.gov/products/predictions/long\\_range/seasonal.php?lead=1](https://www.cpc.ncep.noaa.gov/products/predictions/long_range/seasonal.php?lead=1)





C

Million Gallons per Day (MGD)

	2021	2022	2023	2024	Grand Total	2025 Projected
Jan	3.70	4.98	1.98	2.78	13.45	3.92
Feb	4.53	4.57	2.20	3.10	14.40	3.92
Mar	4.47	3.70	2.82	2.20	13.19	4.28
Apr	6.01	5.19	5.16	3.46	19.82	5.53
May	8.09	5.28	4.63	6.12	24.12	8.01
Jun	8.28	5.94	4.85	5.96	25.03	8.05
Jul	5.19	5.61	6.37	5.87	23.03	6.01
Aug	7.28	1.16	6.06	5.90	20.40	6.04
Sep	5.39	3.96	4.80	6.31	20.46	5.97
Oct	5.36	4.79	3.97	5.00	19.11	7.98
Nov	4.38	2.59	2.93	4.03	13.94	4.79
Dec	4.13	1.83	2.07	3.56	11.58	5.13
Grand Total	66.80	49.62	47.82	54.29	218.54	



## Buckman Direct Diversion Monthly SJC and Native Diversions

Mar-25

In Acre-Feet

Month	Total SJC + Native Rights	SP-4842 RG Native COUNTY	SD-04842-A RG Native VIA SFC LAS CAMPANAS	SJC Call Total	SP-2847-E SJC Call CITY	SP-2847-N-A SJC Call LAS CAMPANAS	SP-2847-E SJC Undiverted CITY	All Partners Conveyance Losses
JAN	328.672	113.650	0.000	215.022	215.022	0.000	0.000	2.007
FEB	316.752	29.051	0.000	287.700	287.700	0.000	0.000	2.777
MAR	555.356	326.161	0.000	229.195	229.195	0.000	0.000	2.159
APR	0.000	0.000	0.000	0.000	0.000	0.000	0.000	0.000
MAY	0.000	0.000	0.000	0.000	0.000	0.000	0.000	0.000
JUN	0.000	0.000	0.000	0.000	0.000	0.000	0.000	0.000
JUL	0.000	0.000	0.000	0.000	0.000	0.000	0.000	0.000
AUG	0.000	0.000	0.000	0.000	0.000	0.000	0.000	0.000
SEP	0.000	0.000	0.000	0.000	0.000	0.000	0.000	0.000
OCT	0.000	0.000	0.000	0.000	0.000	0.000	0.000	0.000
NOV	0.000	0.000	0.000	0.000	0.000	0.000	0.000	0.000
DEC	0.000	0.000	0.000	0.000	0.000	0.000	0.000	0.000
<b>TOTAL</b>	<b>1,200.780</b>	<b>468.863</b>	<b>0.000</b>	<b>731.918</b>	<b>731.918</b>	<b>0.000</b>	<b>0.000</b>	<b>6.943</b>

## In Million Gallons

Month	Native COUNTY	SFC Native Las Campanas	SJC TOTAL	SJC CITY	SJC Las Campanas	SJC Undiverted CITY	All Partners Diversions
JAN	37.020	0.000	69.287	69.287	0.000	0.000	106.307
FEB	9.463	0.000	92.677	92.677	0.000	0.000	102.140
MAR	106.241	0.000	73.848	73.848	0.000	0.000	180.089
APR	0.000	0.000	0.000	0.000	0.000	0.000	0.000
MAY	0.000	0.000	0.000	0.000	0.000	0.000	0.000
JUN	0.000	0.000	0.000	0.000	0.000	0.000	0.000
JUL	0.000	0.000	0.000	0.000	0.000	0.000	0.000
AUG	0.000	0.000	0.000	0.000	0.000	0.000	0.000
SEP	0.000	0.000	0.000	0.000	0.000	0.000	0.000
OCT	0.000	0.000	0.000	0.000	0.000	0.000	0.000
NOV	0.000	0.000	0.000	0.000	0.000	0.000	0.000
DEC	0.000	0.000	0.000	0.000	0.000	0.000	0.000
<b>TOTAL</b>	<b>152.724</b>	<b>0.000</b>	<b>235.812</b>	<b>235.812</b>	<b>0.000</b>	<b>0.000</b>	<b>388.536</b>



Buckman Direct Diversion Monthly SJC and Native Diversions								
Dec-24		In Acre-Feet						
Month	Total SJC + Native Rights	SP-4842 RG Native COUNTY	SD-04842-A RG Native VIA SFC LAS CAMPANAS	SJC Call Total	SP-2847-E SJC Call CITY	SP-2847-N-A SJC Call LAS CAMPANAS	SP-2847-E SJC Undiverted CITY	All Partners Conveyance Losses
JAN	283.691	91.173	0.000	192.518	192.518	0.000	0.000	1.986
FEB	293.064	112.967	0.000	180.097	180.097	0.000	0.000	1.858
MAR	217.014	95.914	0.000	121.100	121.100	0.000	0.000	1.475
APR	396.998	255.245	67.230	74.523	74.523	0.000	0.000	1.004
MAY	750.899	395.038	123.438	232.423	232.423	0.000	0.000	1.347
JUN	642.136	371.118	7.114	263.905	263.905	0.000	0.000	1.743
JUL	652.169	320.362	74.513	257.295	257.295	0.000	0.000	1.166
AUG	647.277	0.000	0.000	659.885	659.885	0.000	12.608	3.210
SEP	666.797	0.000	0.000	776.587	776.587	0.000	109.791	3.604
OCT	612.559	0.000	0.000	631.170	631.170	0.000	18.612	5.811
NOV	385.574	154.074	0.000	231.501	231.501	0.000	0.000	1.755
DEC	353.083	214.183	0.000	138.900	138.900	0.000	0.000	1.053
<b>TOTAL</b>	<b>5,901.261</b>	<b>2,010.073</b>	<b>272.294</b>	<b>3,759.904</b>	<b>3,759.904</b>	<b>0.000</b>	<b>141.010</b>	<b>26.014</b>
In Million Gallons								
Month	Native COUNTY	SFC Native Las Campanas	SJC TOTAL	SJC CITY	SJC Las Campanas	SJC Undiverted CITY	All Partners Diversions	
JAN	29.698	0.000	61.974	61.974	0.000	0.000	91.672	
FEB	36.797	0.000	57.976	57.976	0.000	0.000	94.773	
MAR	31.242	0.000	38.910	38.910	0.000	0.000	70.153	
APR	83.142	21.899	23.913	23.913	0.000	0.000	128.954	
MAY	128.677	40.208	74.921	74.921	0.000	0.000	243.805	
JUN	120.885	2.317	84.961	84.961	0.000	0.000	208.164	
JUL	104.352	24.271	82.879	82.879	0.000	0.000	211.503	
AUG	0.000	0.000	208.462	208.462	0.000	4.107	208.462	
SEP	0.000	0.000	214.522	214.522	0.000	35.762	214.522	
OCT	0.000	0.000	197.347	197.347	0.000	6.062	197.347	
NOV	50.187	0.000	74.729	74.729	0.000	0.000	124.916	
DEC	69.766	0.000	44.837	44.837	0.000	0.000	114.604	
<b>TOTAL</b>	<b>654.747</b>	<b>88.695</b>	<b>1,165.432</b>	<b>1,165.432</b>	<b>0.000</b>	<b>45.932</b>	<b>1,908.874</b>	